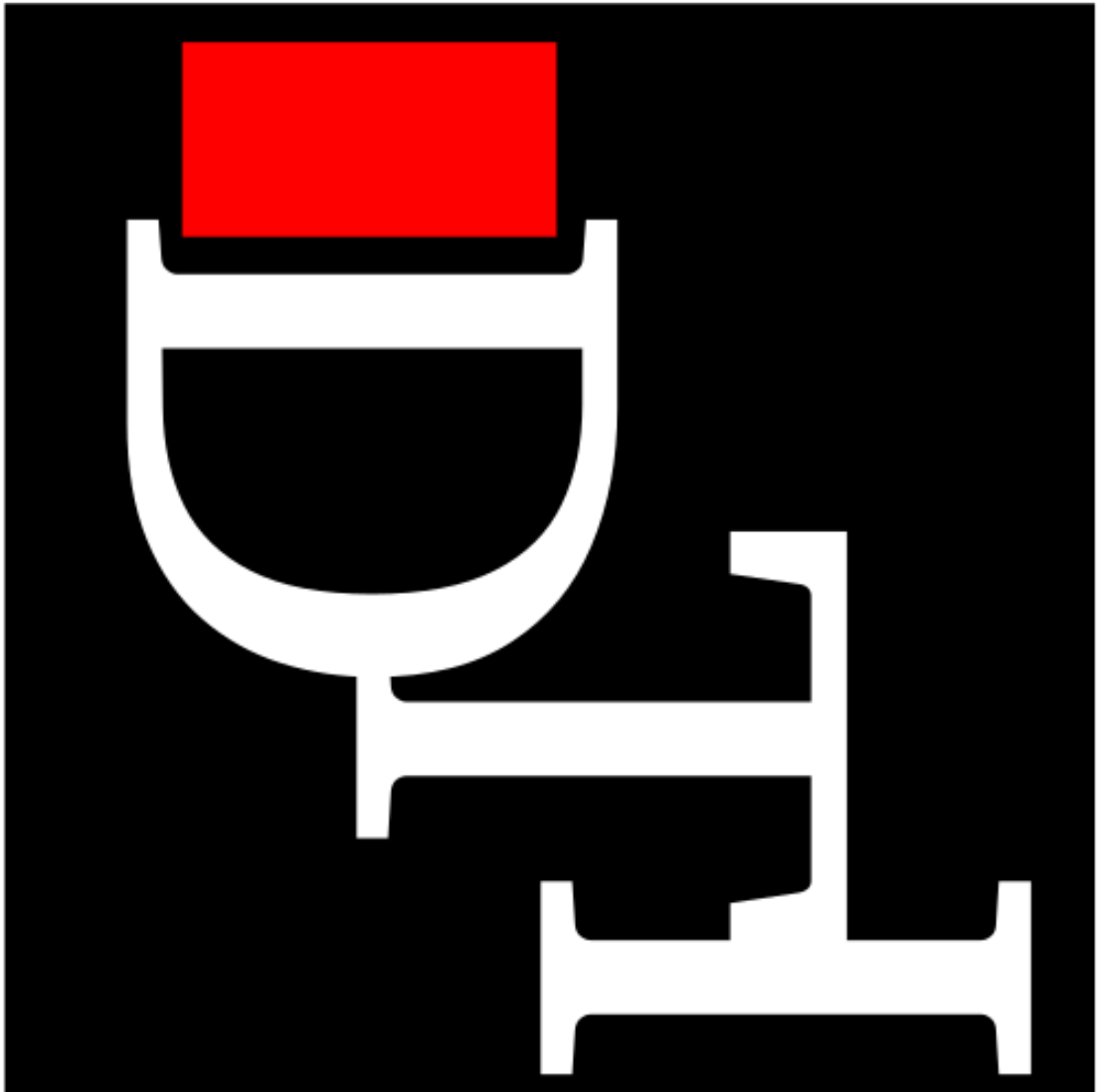


# DISTRO TRANSPARENCY INDEX (DTI) 2024



[Distro-Transparency-Index.org](https://distro-transparency-index.org)

DTI Report 2024 – Version 1.0 – Published May 2025

## ① Note

All the information contained in this document is based on data collected between the summer and autumn of 2024. Changes that occurred after this period are not included.

## Table of Contents

Introduction.....	4
DTI Methodology.....	12
DTI 2024.....	17
1 Debian.....	20
2 Gentoo.....	24
3 FreeBSD.....	27
4 Arch Linux.....	29
5 NixOS.....	31
6. AlmaLinux.....	35
7 openSUSE.....	38
8 Fedora.....	42
9 Mageia.....	46
10 Alpine Linux.....	48
11 Linux Mint.....	51
12 TUXEDO OS.....	54
13 Void Linux.....	58
14 Kali Linux.....	61
15 Ubuntu.....	64
16 EndeavourOS.....	67
17 elementary OS.....	71
18 Solus OS.....	74
19 Puppy Linux.....	77
20 Manjaro.....	80
21 MX Linux.....	83
22 antiX.....	86
23 Nobara Linux.....	89
24 ArcoLinux.....	92
25 Vanilla OS.....	95
26 SparkyLinux.....	98
27 Linux Lite.....	101
28 Pop!_OS.....	104
29 Zorin OS.....	107
Conclusion.....	110
How to Improve Your Project's Transparency.....	111
About the Author.....	113
License.....	114



# Introduction

In the realm of open-source software, Linux distributions serve as the gateway for users to access the world of free software. They embody the principles of transparency, community-driven development, and user empowerment. However, despite the widespread perception that all Linux distributions are inherently secure, transparent, and altruistic, this assumption does not always hold true. The **Distro Transparency Index (DTI)** was conceived to fill a crucial gap in evaluating these distributions, providing a systematic approach to assess their transparency across various facets of governance, economic openness, and community involvement.

## **The Need for a Distro Transparency Index**

The absence of a standardized metric to evaluate Linux distributions has led to an oversight in how these systems are perceived and adopted. This lack of scrutiny has allowed certain distributions to project an image of transparency and security without undergoing rigorous evaluation. Linux distributions, often touted as the custodians of user privacy and data protection, play a pivotal role in how users interact with open-source software. With the growing reliance on these systems, there is an urgent need to assess their commitment to transparency, ensuring they align with the values they profess to uphold.

The Distro Transparency Index aims not to judge which distributions are "good" or "bad," nor does it intend to dictate which practices are right or wrong. Instead, it provides a benchmark for users and the community to evaluate the transparency of each distribution. The index recognizes that smaller projects may be penalized due to their limited resources and lack of extensive organizational structures. However, these projects can still achieve a basic level of transparency by being open about their practices and governance.

## **Biases and Misconceptions About Linux Transparency**

A prevailing bias in the perception of Linux is the belief that all distributions are inherently secure and transparent. This bias stems from the open-source nature of Linux, which is often equated with a commitment to user privacy and data protection. However, this assumption can obscure the reality that not all distributions adhere to the same standards of transparency and accountability. Some may prioritize corporate interests or lack the necessary governance structures to ensure genuine transparency. This report aims to challenge these misconceptions by providing an objective assessment of each distribution's transparency, based on quantifiable criteria.

## **Purpose and Intent of the Index**

The DTI is not designed to determine which Linux distributions are "good" or "bad," nor to pass judgment on which practices are right or wrong. Instead, it aims to provide a benchmark, offering a means for users and the community to evaluate transparency. The index serves as a tool for assessment, not condemnation, and it is meant to empower users with a clear understanding of how different distributions measure up in terms of openness and accountability.

We recognize that smaller projects may face disadvantages in this evaluation. These projects often lack the extensive organizational structures that larger distributions possess and may not see the necessity for a deep organizational framework. However, even small projects can achieve a basic level of transparency across various aspects by being open and clear about their practices and decision-making processes.

Puppy Linux serves as a compelling example of how small projects can maintain transparency without a large organizational framework. On a single page, Puppy Linux explains its governance and operations in a humble, straightforward manner. This approach demonstrates that transparency does not require a complex infrastructure; even small projects can set a standard for openness by clearly communicating their practices. Puppy Linux's model is an inspiration for other small projects, proving that one does not need to be a giant to be transparent.

In contrast, Linux Mint prides itself on transparency and user protection but lacks rigidly established procedures. The project leader, while extremely transparent, holds a dominant role in the distribution's life, which complicates the transparency evaluation. Our assessment felt that the score assigned to Linux Mint did not reflect our perception of its transparency, as it seemed too low. Despite evaluating the distribution three times, we decided to let the score stand without bias, reflecting the structured methodology of the index. The same sentiment applied to Ubuntu, where the results appeared lower than anticipated. This highlights the challenge of quantifying transparency, where personal perceptions may not align with algorithmic outcomes.

## Challenges in Data Collection and Methodology

The creation of the Distro Transparency Index involved several challenges, particularly in data collection and methodological formulation. Unlike proprietary software, where metrics are often established and monitored by centralized entities, open-source distributions lack uniform standards for data disclosure. The process of gathering information about governance, financial transparency, and development practices was fraught with difficulties, as many distributions do not publish comprehensive reports or maintain easily accessible records.

In addition, the inherent diversity among Linux distributions necessitated a nuanced approach to evaluation. A key decision in the methodology was the differentiation between rolling and non-rolling release models. Rolling releases, characterized by continuous updates, require a distinct set of criteria to assess their transparency compared to non-rolling releases, which adhere to scheduled, discrete updates. This differentiation ensures that the index fairly evaluates distributions based on their release strategies, acknowledging that transparency manifests differently across these two models.

Another significant aspect of the DTI methodology is its emphasis on decentralized governance. Decentralization is often touted as a hallmark of open-source projects, promoting community involvement and reducing the concentration of power. The index favors distributions that embrace this principle, recognizing the role of distributed decision-making in fostering transparency and accountability. By evaluating governance structures, the DTI seeks to highlight the importance of a balanced power dynamic, where community input is valued and commercial influences are minimized.

## Surprising Findings: Challenges with Communication

During the evaluation process, an unexpected challenge arose in the form of unresponsive distributions. Despite numerous attempts to engage with distribution maintainers, two entities remained completely inaccessible, offering no response to requests for information. This lack of engagement raises concerns about their transparency and accountability, as open communication is a fundamental aspect of open-source philosophy. The inability to establish contact with these distributions underscores the necessity of the DTI as a tool for identifying potential transparency issues within the Linux ecosystem.

## Financial Transparency in Linux Distributions

In our analysis of various Linux distributions, we found that **less than 15%** of the distributions we examined had complete and fully accessible financial data. This lack of transparency presents a significant challenge for users and stakeholders who are interested in understanding the financial health and governance of these projects.

## Challenges in Financial Transparency

The financial transparency of Linux distributions is a critical area that requires more attention. Our investigation revealed several key issues:

### 1. *Fragmented Financial Information:*

- Many distributions only publish financial information sporadically, often limited to forum posts or internal communication threads. This fragmented approach makes it difficult to ascertain a comprehensive view of their financial standing.

### 2. *Lack of Structured Financial Reports:*

- A significant number of distributions do not provide structured financial reports that detail revenues, expenditures, and contributions. This absence of formal documentation creates an opaque financial environment where stakeholders struggle to find reliable information.

### 3. *Inadequate Disclosure of Financial Details:*

- Most distributions do not publish detailed financial statements, such as income statements or balance sheets. This lack of disclosure prevents users from understanding the financial stability and sustainability of these projects.

### 4. *Sparse Donor and Contributor Information:*

- Few distributions offer a clear list of donors or contributors, along with the amounts contributed. Without this information, it is challenging to assess the level of community support and funding diversity that a distribution relies on.

### 5. *Scattered Financial Data:*

- Financial data, when available, is often scattered across multiple platforms and lacks a cohesive presentation. This "leopard spot" distribution of financial data makes it exceedingly difficult for users to piece together a coherent picture of a distribution's economic situation.

## Implications for Users and Stakeholders

For users and potential contributors interested in a distribution's economic status, the current state of financial transparency is inadequate. The scattered nature of financial data and the lack of comprehensive financial reporting hinder the ability of stakeholders to make informed decisions about which projects to support or contribute to.

Improving financial transparency in Linux distributions is imperative for fostering trust and accountability within the open-source community. Distributions need to adopt standardized reporting practices and ensure that financial information is easily accessible and understandable for all stakeholders. This will not only enhance transparency but also strengthen the overall governance and sustainability of these projects.

## OpenSUSE, Fedora, Mageia, NixOS: A Model of Responsiveness and Transparency

OpenSUSE, Fedora, Mageia, and NixOS stood out during our evaluation for their remarkable responsiveness and transparency. All four distributions replied to our inquiries with professionalism, clarity, and a genuine commitment to openness. Their responses were timely, thorough, and addressed our questions with care—demonstrating a deep respect for the principles of open-source development.

This level of engagement highlights the strength of their organizational structures and the transparency embedded in their governance. These projects not only talk about openness—they actively practice it. Their ability to communicate clearly and effectively with external evaluators reflects a strong culture of accountability and a willingness to listen and engage with the broader community.

Such responsiveness is not just a matter of good manners; it reveals something deeper. It signals that these distributions value dialogue, understand the importance of trust, and are willing to be held to a high standard. In doing so, they set a benchmark for what responsible project stewardship looks like in the open-source world.

OpenSUSE, in particular, impressed us with the precision and detail of its communication, reinforcing its image as a community-centered project with solid internal coordination. Fedora's clarity, Mageia's availability despite limited resources, and NixOS's collaborative tone all contributed to positive evaluations based not only on data, but also on experience.

These projects have shown that transparency is not a burden—it is a strength. Their engagement proves that open-source development can be both technically excellent and humanly respectful, blending community participation with organizational reliability.

In an ecosystem often fragmented by limited time and overstretched teams, their example deserves recognition. It serves as a reminder that openness is not just about publishing code—it's about answering when someone knocks.

## Gold Standard of Transparency: Debian and Gentoo

In the realm of Linux distributions, **Debian** and **Gentoo** stand out as exemplars of transparency and openness, embodying the ideals of the open-source movement. These distributions set the gold standard for how community-driven projects can operate with the utmost transparency, offering users and contributors unparalleled insight into their operations and governance.

### Debian: A Model of Openness

Debian has long been revered for its commitment to open governance and community participation. The project's transparency is evident in its comprehensive documentation and well-established organizational structures. Every aspect of Debian's operations, from decision-making processes to financial management, is openly accessible to the public.

- **Governance Transparency:** Debian's governance is structured around its Constitution, Social Contract, and guidelines that outline the responsibilities of its developers and maintainers. The Debian Project Leader (DPL) is elected annually, ensuring that leadership remains accountable to the community.
- **Decision-Making Processes:** All major decisions are made through a democratic process involving General Resolutions (GRs), where developers vote on important issues. The transparency of these processes allows community members to understand the rationale behind decisions and participate actively in shaping the project's future.
- **Financial Openness:** Debian's financial reports are publicly available, detailing the project's income and expenditures. This openness ensures that donors and supporters know how their contributions are utilized, fostering trust and accountability.

## Gentoo: Extreme Transparency in Action

Gentoo takes transparency to an unprecedented level, allowing the community to witness nearly every aspect of its operation. The project's commitment to openness is reflected in its practice of publishing detailed documentation and logs of all meetings.

- **Meeting Transcripts:** One of Gentoo's most remarkable practices is its publication of meeting transcripts. The scripts of all meetings, including developer and council meetings, are made available to the public. This practice ensures that every discussion, decision, and dissent is recorded, providing an unfiltered view of the project's internal workings.
- **Open Development Model:** Gentoo operates with an open development model, where contributions from developers and community members are encouraged and valued. The project's infrastructure and processes

are designed to be accessible, allowing anyone to participate in the development and improvement of the distribution.

- **Community Involvement:** The Gentoo community plays a vital role in governance and development. The project's council, elected by the community, oversees decision-making and ensures that community input is considered at every stage. This decentralized approach fosters a sense of ownership and collaboration among contributors.

## Shockingly Transparent

It is truly shocking how much information is available about Debian and Gentoo. For users and contributors alike, the ability to understand every detail of these projects is both empowering and reassuring. The transparency exhibited by these distributions sets a benchmark for other projects, demonstrating that openness can coexist with effective governance and innovation.

The level of detail available about these projects includes not just governance structures but also development practices, bug tracking, and even the decision-making behind feature implementation. This radical transparency empowers users to make informed decisions and contributes to the distribution's success by building a community of engaged and informed stakeholders.

## Lessons for the Open Source Community

Debian and Gentoo's commitment to transparency provides valuable lessons for other open-source projects. Their practices show that:

1. **Openness Builds Trust:** Transparent processes foster trust among users and contributors, leading to a more robust and loyal community.
2. **Documentation is Key:** Comprehensive documentation and the publication of decision-making processes help demystify the project's operations, making it easier for new contributors to get involved.
3. **Community Involvement Enhances Innovation:** By involving the community in governance and development, projects can leverage diverse perspectives and expertise, driving innovation and improvement.
4. **Transparency Can Be Achieved at Any Scale:** Regardless of the size of the project, transparency is achievable and beneficial. Even small projects can adopt practices that enhance openness and accountability.

## Acknowledging the Limitations of Our Algorithm

In developing the Distro Transparency Index (DTI), we are acutely aware of the limitations inherent in our algorithm. Evaluating complex dimensions such as governance and decision-making structures through a system that reduces these multifaceted aspects to simple categories, with scores ranging from 0 to 1, presents both challenges and opportunities.

## The Rationale Behind Penalizing Centralized Governance Structures

Open source is fundamentally a community-driven, collaborative concept. At its core, open source is not just about having access to the source code but also about engaging with the project's governance and having the ability to participate in decision-making processes. This ideological depth is essential for true open source. Without it, the spirit of open-source projects, which thrives on community involvement and collective ownership, is undermined.



## The Community and Collaborative Nature of Open Source

Open source projects are built on the principles of transparency, collaboration, and community participation. These projects thrive when there is a democratic process that allows for diverse input, collective decision-making, and shared responsibility. This communal approach ensures that the project evolves in a way that reflects the interests and needs of its broader user base, rather than a single entity or individual.

## Beyond Source Code Access

Open source is not merely about accessing the source code. It extends to the accessibility of the project's governance itself. Users should have the opportunity to engage with the governance structures, contribute to discussions, and influence decisions. This level of involvement is what distinguishes open source from other software development models. It fosters an environment where users are not just passive recipients of the software but active contributors to its development and direction.

## The Pitfalls of Centralized Governance

While centralized governance can lead to faster decision-making, it often comes at the expense of community engagement and transparency. History teaches us that when power is overly centralized, rapid decisions made without oversight can lead to significant, sometimes irreversible consequences. Monocratic or autocratic governance structures in open-source projects mirror this by concentrating power in the hands of a few, often leading to a lack of accountability and reduced community trust.

Centralized governance models are antithetical to the principles of open source. They resonate more with authoritarian ideologies, where the decision-making power is centralized and dissent is minimal. These principles starkly contrast with democratic values, which prioritize balanced and inclusive decision-making, liberty, equality, and sustained community involvement. In democratic systems, decisions, though potentially slower, are typically more balanced and considerate of diverse perspectives, leading to more robust and sustainable outcomes.

## The Ideological Foundation of Open Source

The principles of democracy—liberty, equality, and the participation of all citizens—are deeply ingrained in Western thought and are mirrored in the open-source movement. Open-source projects embody these democratic ideals by fostering an environment where contributions are valued, and decision-making is transparent and inclusive. Penalizing centralized governance structures in the DTI is, therefore, a reflection of these core values. It encourages projects to adopt governance models that align with the collaborative and participatory nature of open source.

Decentralized, democratic, or community-open governance does not equate to inefficiency. Debian, Gentoo, Arch Linux, and openSUSE are prime examples of successful projects widely recognized for their validity and consistency. These projects are models of transparency, at least according to the DTI score. In contrast, commercial entities and projects led by a "benevolent dictator" or a small group of developers often fall short in transparency. In many cases, it was impossible to access financial data, decision-making structures, or even the names of those behind the distribution. Some projects even lacked an accessible email contact for non-commercial inquiries.

The evidence is undeniable, and these conclusions led to the creation of the DTI score. Projects with decentralized, democratic governance structures tend to score higher in transparency and community engagement. By penalizing centralized governance structures, we aim to highlight the importance of collective decision-making and accountability in the open-source ecosystem. As shown in the graph below, excluding the governance aspect in the DTI score, distributions with centralized governance perform significantly worse than those with democratic and decentralized governance, moderate commercial influence, and strong control mechanisms.

## Conclusion

In conclusion, the DTI's approach to penalizing centralized governance structures is rooted in the belief that true open source is about more than just code. It's about creating a community where everyone has a voice and the ability to influence the project's direction. By encouraging decentralized and democratic governance models, we aim to promote transparency, accountability, and collective ownership in the open-source ecosystem. This ensures that open-source projects remain true to their foundational principles and continue to thrive through community-driven development.

## Weaknesses in Simplification

Governance and decision-making in open-source projects are inherently complex, involving nuanced relationships, diverse stakeholder interests, and evolving practices. Attempting to capture this complexity through a numerical score or a handful of categories can lead to oversimplification.

One major concern is that a reductionist approach may inadvertently mask important qualitative differences between distributions, leading to potential misinterpretations of their transparency and accountability levels. For instance, a project with a well-documented but centralized decision-making process may receive a similar score to a project with a less formal but more participatory governance model.

While a decentralized and community-driven governance structure may appear more democratic and inclusive, it can also be more vulnerable and fragile. Non-formalized structures often lack the mechanisms necessary for long-term stability, which can lead to challenges in decision-making, resource allocation, and conflict resolution. The absence of formalized processes and hierarchies can result in inconsistent leadership and direction, making it difficult to maintain continuity and resilience over time.

These complexities highlight the limitations of our current scoring methodology in fully representing the intricacies of open-source governance. We recognize that our scoring system may not adequately reflect the delicate balance between democracy and stability, and this is an area we are continuously working to improve.

## Strengths in Simplification

Despite these weaknesses, the simplicity of our algorithm also represents a significant strength. By distilling complex attributes into more manageable categories, we provide a clear and accessible framework for users and the community to evaluate Linux distributions. This approach enables stakeholders to make informed decisions based on a standardized set of criteria, facilitating comparisons across different distributions.

Simplification is a necessary step in categorization, allowing us to create a coherent and unified index that can serve as a benchmark for transparency evaluation. By using a simplified scoring system, we aim to strike a balance between detail and usability, ensuring that the index remains practical and actionable for a broad audience.

Moreover, the algorithm's straightforward nature encourages transparency within distributions by clearly outlining the criteria used for evaluation. This transparency not only fosters trust among users but also provides distributions with a clear understanding of the areas where they may need to improve.

## Continuous Improvement and Adaptation

We recognize that our algorithm is a work in progress and that continuous improvement is essential to better capture the complexities of open-source governance and transparency. Feedback from the community, as well as ongoing research into governance models, will guide future refinements of the DTI, ensuring that it evolves to more accurately reflect the diverse landscape of Linux distributions.

In conclusion, while our algorithm has its limitations, it also provides a valuable starting point for evaluating transparency in Linux distributions. By acknowledging these weaknesses and strengths, we remain committed to enhancing the DTI's effectiveness as a tool for promoting openness and accountability within the open-source community.

## Scientific Basis and Methodological Framework

The DTI is not merely a subjective assessment; it draws on established scientific models and frameworks to evaluate transparency, governance, and maturity in open-source projects. The Open Source Maturity Model (OSMM) [Golden, 2004] and the Organizational Transparency Model [Schnackenberg & Tomlinson, 2016] provide foundational insights into the criteria used for evaluation. By incorporating these models, the DTI aims to deliver a rigorous and comprehensive analysis, offering a valuable resource for users seeking to understand the transparency levels of various Linux distributions.

The methodology employed in this report also considers the insights gained from the Open Source Governance Evaluation Model [de Laat, 2007] and the Capability Maturity Model Integration (CMMI) [CMMI Product Team, 2006]. These frameworks underscore the importance of assessing both technical maturity and governance practices, ensuring that the DTI captures the full spectrum of transparency and accountability in Linux distributions.

By introducing the Distro Transparency Index, we aim to provide a valuable resource for both end-users and organizations seeking to understand the transparency landscape of Linux distributions. This index not only illuminates the varying degrees of transparency but also encourages distributions to adhere to higher standards of openness and accountability, ultimately fostering a more trustworthy open-source ecosystem.

## References

- **Golden, Bernard.** "Succeeding with Open Source." Addison-Wesley Professional, 2004.
- **Schnackenberg, Andrew K., and Tomlinson, Edward C.** "Organizational transparency: A new perspective on managing trust in organization-stakeholder relationships." *Journal of Management* 42.7 (2016): 1784-1810.
- **de Laat, Paul B.** "Governance of open source software: state of the art." *Journal of Management & Governance* 11.2 (2007): 165-177.
- **CMMI Product Team.** "CMMI for development, version 1.2." (2006).

## Overview

The Distro Transparency Index (DTI) is a comprehensive evaluation system designed to assess the transparency of Linux distributions across various key aspects of their operations and governance.

## Evaluation Criteria

### 1. Governance Transparency

This criterion evaluates the availability and detail of governance documents, the openness of decision-making processes, and the level of community involvement in governance.

### 1. Economic Transparency

We assess the publication and accessibility of financial reports, budgets, and funding sources. This includes the regularity of financial disclosures and the ease of access to this information.

### 1. Code Accessibility and Development

This criterion examines the accessibility of source code, the transparency of code review processes, and the level of community participation in the development process.

## Scoring System

Each distribution is scored on a scale of 0-100, based on their performance across the evaluation criteria. The scoring is broken down as follows:

- Governance Transparency: 33.33%
- Economic Transparency: 33.33%
- Code Accessibility and Development: 33.33%

Within each category, specific metrics are evaluated and contribute to the overall score for that category.

## Data Collection

Our data is collected through a rigorous process that includes:

- Thorough examination of public documents and official websites
- Analysis of community forums and discussion platforms
- Review of code repositories and development processes
- Direct communication with distribution maintainers when necessary

We strive to ensure all data is current and accurately reflects the most recent state of each distribution.

## Updating and Revision

The DTI is regularly updated to ensure its relevance and accuracy. We conduct full reviews of all distributions annually, with interim updates as significant changes occur.

## Feedback and Contributions

We welcome feedback from the community and the distributions themselves. If you have information that could improve our assessment or notice any inaccuracies, please contact us.

## Evaluation Criteria and Point Assignment

### Governance Transparency (3 points)

Availability of governance documents: Yes (1 point), No (0 points)

Detail of governance documents: Detailed (2 points), Partial (1 point), Minimal (0 points)

### Decision Making Transparency (3 points)

Documented decision-making process: Yes (1 point), No (0 points)

Accessibility of meeting minutes: Public (2 points), Partial (1 point), Not available (0 points)

### Economic Transparency (4 points)

Publication of financial statements: Annual (2 points), Partial (1 point), Not published (0 points)

Detail of financial statements: Detailed (2 points), Partial (1 point), Minimal (0 points)

### Economic Accessibility (4 points)

Access to financial reports: Free (2 points), Restricted (1 point), Not available (0 points)

Ease of access: Easy (2 points), Moderate (1 point), Difficult (0 points)

### Source Code Accessibility (4 points)

Availability of source code: Public (2 points), Partial (1 point), Private (0 points)

Ease of access to source code: Easy (2 points), Moderate (1 point), Difficult (0 points)

### Public Roadmap / Development Transparency (3 or 5 points)

For non-rolling releases:

Public roadmap: Yes (1 point), No (0 points)

Detail of roadmap: Detailed (2 points), Partial (1 point), Minimal (0 points)

For rolling releases:

Transparency of continuous development process: High (3 points), Medium (2 points), Low (1 point)

Accessibility to information on upcoming updates: Easy (2 points), Moderate (1 point), Difficult (0 points)

### Transparency in Code Review Processes (3 points)

Documentation of review processes: Yes (1 point), No (0 points)

Transparency of review processes: High (2 points), Moderate (1 point), Low (0 points)

## Community Participation in Development (4 points)

Number of active contributors: High (2 points), Moderate (1 point), Low (0 points)

Accessibility to development processes: Easy (2 points), Moderate (1 point), Difficult (0 points)

## Impact of Governance Structure on Transparency (6 points total)

a) Centralization of decision-making power (2 points max):

- Decentralized (2 points): Decision-making is distributed among community members, with open voting or consensus-based systems in place.
- Partially centralized (1 point): Some key decisions are made by a core team, but significant community input is considered.
- Highly centralized (0 points): Decisions are primarily made by a small group or individual with little community input.

b) Control and balance mechanisms (2 points max):

- Strong (2 points): Clear checks and balances exist, with multiple independent bodies overseeing different aspects of the project.
- Moderate (1 point): Some control mechanisms are in place, but they may not cover all aspects of governance or lack full independence.
- Weak (0 points): Few or no formal control mechanisms exist to balance decision-making power.

c) Influence of commercial entities on governance (2 points max):

- Minimal (2 points): The project is community-driven with little to no commercial influence on governance decisions.
- Moderate (1 point): Commercial entities have some influence, but it's balanced by strong community involvement.
- Significant (0 points): Commercial interests heavily influence or control the project's governance.

We assess each distribution based on publicly available information about their governance structure, decision-making processes, and relationships with commercial entities. The total score for this section is the sum of the points from these three subcategories, with a maximum of 6 points possible.

This detailed breakdown helps ensure consistency in our evaluations across different distributions and provides clarity on what we consider to be best practices in open-source governance transparency.

## Rolling vs. Non-Rolling Releases

We distinguish between rolling release and non-rolling release distributions in our evaluation:

- **Rolling Release:** These distributions continuously update all system components. For these, we evaluate the transparency of the continuous development process and the accessibility of information on upcoming updates.
- **Non-Rolling Release:** These distributions have scheduled, discrete releases. For these, we evaluate the availability and detail of a public roadmap.

This distinction ensures that we fairly evaluate distributions based on their release model, recognizing that transparency manifests differently in these two approaches.

## Centralized Governance Penalization

Our methodology penalizes centralized governance structures for several reasons:

- Centralized structures often lead to less community involvement in decision-making processes.
- They can result in less transparent operations, as decisions may be made by a small group without public input.
- Decentralized structures typically align better with open-source principles of collaboration and shared responsibility.
- Community-driven projects often demonstrate higher levels of transparency and accountability.

However, we recognize that some degree of centralization can be beneficial for efficient decision-making. Our scoring system aims to balance these considerations, rewarding distributions that maintain transparency and community involvement even with more centralized structures.

## Responsiveness to Transparency Requests

To assess the active commitment of distributions to transparency, we have introduced a category that measures their responsiveness to direct requests for information.

### Evaluation Criteria:

1. Response to request:
  - Complete and timely response (within 2 weeks): +15 points
  - Partial or delayed response (within 1 month): +10 points
  - Minimal or very delayed response (beyond 1 month): +5 points
2. Quality of information provided:
  - Complete and detailed information: +10 points
  - Partial but useful information: +5 points
  - Minimal or irrelevant information: +0 points

This category allows for adding up to 25 points to the total score or subtracting 15 points in case of no response, reflecting the importance we attribute to the openness and active collaboration of distributions in providing transparent information.

## Scientific References and Similar Models

The methodology used in the Distro Transparency Index (DTI) is inspired by and draws upon various scientific models and frameworks for evaluating transparency, governance, and maturity in open-source projects and organizations. While our approach is tailored specifically to Linux distributions, it builds upon established research in the field. Some relevant scientific references and similar models include:

### 1. Open Source Maturity Model (OSMM):

Golden, Bernard. "Succeeding with Open Source." Addison-Wesley Professional, 2004.

The OSMM provides a framework for evaluating the maturity of open-source projects, including aspects of governance and transparency.

## 2. **Qualification and Selection of Open Source Software (QSOS):**

Deprez, Jean-Christophe, and Simon Alexandre. "Comparing assessment methodologies for free/open source software: OpenBRR and QSOS." International Conference on Product Focused Software Process Improvement. Springer, Berlin, Heidelberg, 2008.

QSOS offers a comprehensive framework for assessing open-source projects.

## 3. **Organizational Transparency Model:**

Schnackenberg, Andrew K., and Edward C. Tomlinson. "Organizational transparency: A new perspective on managing trust in organization-stakeholder relationships." Journal of Management 42.7 (2016): 1784-1810.

This article provides a framework for evaluating transparency in organizations, which we've adapted for open-source projects.

## 4. **Capability Maturity Model Integration (CMMI):**

Team, CMMI Product. "CMMI for development, version 1.2." (2006).

While not specific to open source, CMMI assesses the maturity of software development processes, which informed our evaluation criteria.

## 5. **Open Source Governance Evaluation Model:**

de Laat, Paul B. "Governance of open source software: state of the art." Journal of Management & Governance 11.2 (2007): 165-177.

This article discusses various aspects of governance in open-source projects, which influenced our governance evaluation criteria.

## 6. **Transparency Evaluation Framework in Open Source Projects:**

Shaikh, Maha, and Tony Cornford. "Version management tools: CVS to BK in the Linux kernel." 3rd Workshop on Open Source Software Engineering. 2003.

This paper discusses aspects of transparency in Linux kernel development, which informed our approach to evaluating development transparency.

While these models and frameworks provided inspiration and a scientific basis for our methodology, the Distro Transparency Index has been specifically tailored to address the unique challenges and characteristics of the Linux distribution ecosystem. Our approach synthesizes elements from these established models while introducing new criteria relevant to distribution-specific aspects of transparency and governance.



	Distribution	Score	Note
1	Debian	100.00/100	Gold Standard
2	Gentoo	97.22/100	
3	FreeBSD	97.06/100	
4	Arch Linux	94.44/100	
5	AlmaLinux	88.24/100	
6	NixOS	86.11/100	•
7	Fedora	80 (76.84)/100	* +25
8	Mageia	80 (70)/100	* +25
9	OpenSUSE	80 (66.76)/100	* +25
10	Alpine Linux	73.53/100	
11	Linux Mint	70.59/100	Ø
12	Tuxedo	55.88/100	Ø
13	Void Linux	52.78/100	Ø
14	Ubuntu	50/100	Ø
15	Kali OS	50/100	Ø
16	EndeavourOS	47.22/100	Ø
17	Elementary OS	47.06/100	Ø
18	Solus OS	35.29/100	Ø
19	Puppy Linux	33.33/100	✓
20	Manjaro	33.33/100	Ø
21	MX Linux	32.35/100	Ø
22	Nobara	29.41/100	Ø
23	antiX	29.41/100	Ø
24	Pop!_OS	26.47/100	†
25	ArcoLinux	26.47/100	Ø
26	Vanilla OS	23.53/100	Ø
27	SparkyLinux	20.59/100	Ø
28	Linux Lite	14.71/100	Ø
29	Zorin OS	5.88/100	†

\* Answered

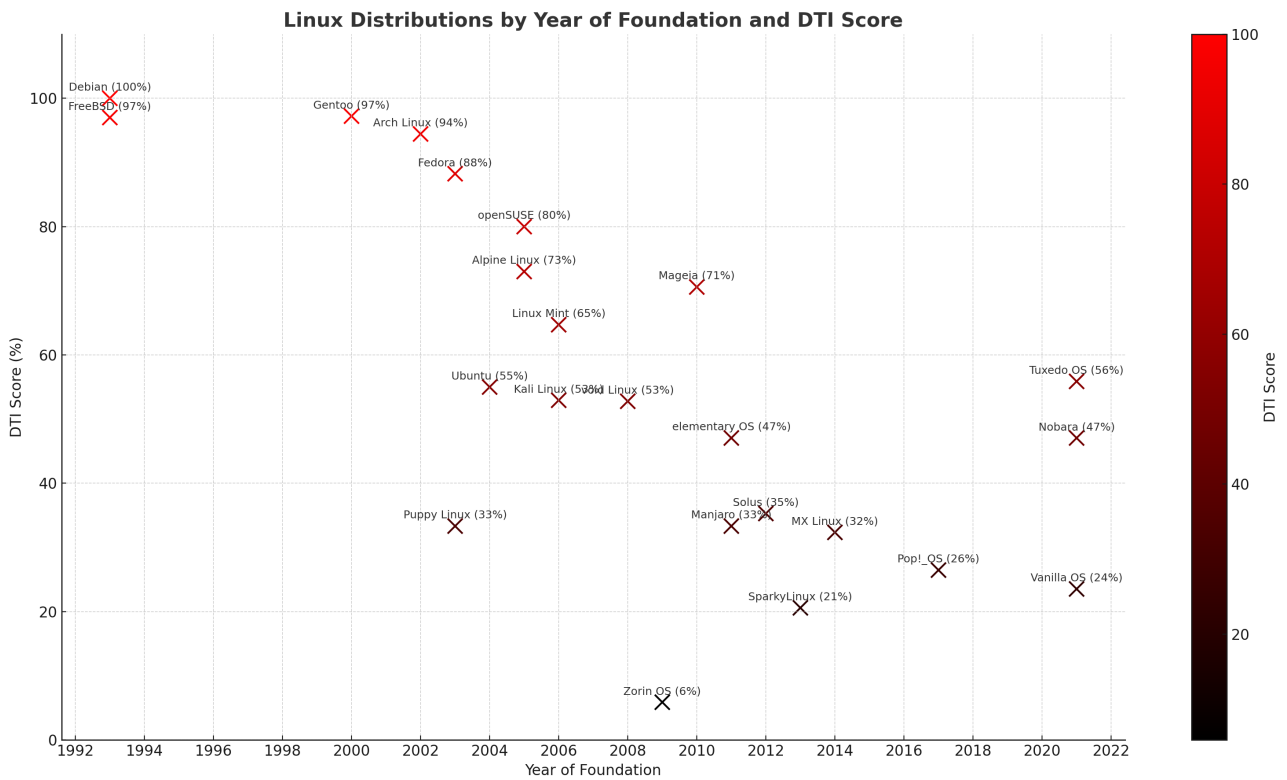
Ø No Answer

✓ Puppy Linux deserves a bonus

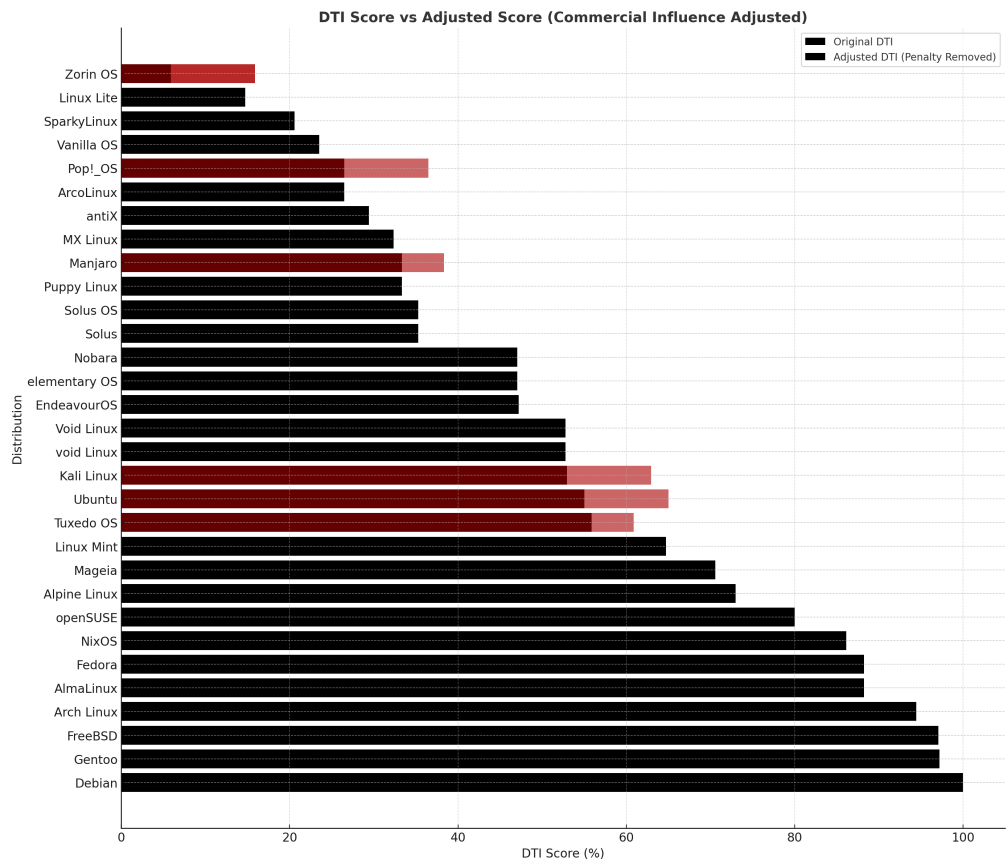
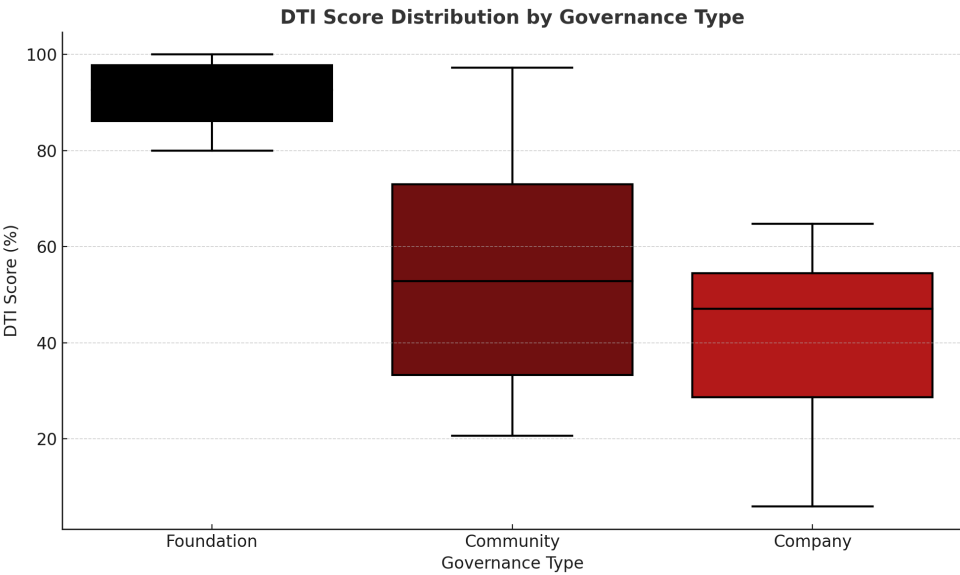
† No official contact channel

• Bonus cap no applied — the info was already public, just hard to find.

Below are several charts that help clarify and explain the DTI scores, by contextualizing key aspects such as the year of foundation and the maturity of the organizational structure. Many projects, as you can see, are relatively small and recent. The graph clearly shows a strong linear relationship between the year of foundation and the score obtained.



The commercial influence penalty is not a bias — it reflects a measurable pattern. Distributions backed by private companies consistently perform worse across the transparency criteria of the DTI. Even when the commercial penalty is removed, their overall scores remain below satisfactory thresholds. This suggests that the structural opacity often associated with corporate-led projects affects governance, financial transparency, and public code accessibility. As illustrated in the following charts, the penalty merely reinforces a reality already evident in the data.



# 1 Debian

Debian is one of the oldest and most respected Linux distributions, founded in 1993 by Ian Murdock. It is entirely community-driven, with no commercial entity behind it. Debian's governance structure is based on a constitution, with a Project Leader elected annually by the developers. Decision-making is highly democratic, with major decisions made through a voting system involving all Debian Developers. The distribution is known for its strict adherence to free software principles, extensive package repository, and remarkable stability. Debian serves as the base for many other distributions, including Ubuntu. Historically significant, Debian introduced the dpkg package management system and the apt package manager, which have become standard in many Linux distributions. Debian's release cycle is notably longer than many other distributions, prioritizing stability over bleeding-edge features.

## 1. Governance Transparency

- Availability of governance documents: Yes (1 point)
  - Source: [Debian Constitution](#)
- Detail of governance documents: Detailed (2 points)
  - Debian provides comprehensive information about its governance structure, including detailed constitutional processes.

Subtotal: 3/3

## 2. Decision Making Transparency

- Documented decision-making process: Yes (1 point)
  - Source: [Debian Decision Making](#)
- Accessibility of meeting minutes: Public (2 points)
  - Source: [Debian Project Mailing Lists](#)

Subtotal: 3/3

## 3. Economic Transparency

- Publication of financial statements: Annual (2 points)
  - Source: [Software in the Public Interest - Financial Reports](#)
- Detail of financial statements: Detailed (2 points)
  - SPI provides detailed annual reports, including specific information about Debian funds.

Subtotal: 4/4

## 4. Economic Accessibility

- Access to financial reports: Free (2 points)
  - Financial reports are freely accessible on the SPI website.
- Ease of access: Easy (2 points)
  - Financial information is easily found and clearly presented.

Subtotal: 4/4

## 5. Source Code Accessibility

- Availability of source code: Public (2 points)
  - Source: [Debian Package Sources](#)
- Ease of access to source code: Easy (2 points)
  - The source code is easily accessible through Debian's package repositories.

Subtotal: 4/4

## 6. Public Roadmap Availability (for periodic releases)

- Public roadmap: Yes (1 point)
  - Source: [Debian Release Information](#)
- Detail of roadmap: Detailed (2 points)
  - Debian provides detailed information about upcoming releases and development goals.

Subtotal: 3/3

## 7. Transparency in Code Review Processes

- Documentation of review processes: Yes (1 point)
  - Source: [Debian New Maintainers' Guide](#)
- Transparency of review processes: High (2 points)
  - Review processes are publicly documented and discussed in mailing lists and bug tracking systems.

Subtotal: 3/3

## 8. Community Participation in Development

- Number of active contributors: High (2 points)
  - Source: [Debian Developers' Corner](#)
- Accessibility to development processes: Easy (2 points)
  - Debian offers extensive resources for new contributors and encourages participation.

Subtotal: 4/4

## 9. Impact of Governance Structure on Transparency

- Centralization of decision-making power: Decentralized (2 points)
  - Debian uses a highly democratic system with voting for important decisions.
- Control and balance mechanisms: Strong (2 points)
  - The Debian Constitution provides robust mechanisms for checks and balances.
- Influence of commercial entities on governance: Minimal (2 points)
  - Debian is not influenced by any single commercial entity.

Subtotal: 6/6

## Calculation of Total Score

1. Governance Transparency: 3/3
2. Decision Making Transparency: 3/3
3. Economic Transparency: 4/4

4. Economic Accessibility: 4/4
5. Source Code Accessibility: 4/4
6. Public Roadmap Availability: 3/3
7. Transparency in Code Review Processes: 3/3
8. Community Participation in Development: 4/4
9. Impact of Governance Structure on Transparency: 6/6

Total score: 34/34

Normalized score:  $(34 / 34) * 100 = 100.00$

Final evaluation of Debian: 100.00/100

## Concluding Analysis

Debian demonstrates an exceptional level of transparency and accessibility across all evaluated areas:

1. Strong governance transparency with a detailed constitution.
2. Excellent economic transparency and accessibility through SPI.
3. High accessibility of source code and development processes.
4. Detailed public roadmap and transparent code review processes.
5. Strong community participation and highly accessible development processes.
6. A governance structure that is decentralized, with strong checks and balances and minimal commercial influence.

Areas for potential improvement:

- While Debian scores perfectly in our evaluation, continuous efforts to maintain and improve these high standards are always beneficial.

The perfect score of 100.00/100 reflects Debian's outstanding commitment to transparency, openness, and community-driven development. This score demonstrates Debian's long-standing dedication to free software principles and open governance.

It's important to note that Debian's mature community processes, developed over many years, contribute significantly to its high score. The project's structure, with its democratic decision-making processes and lack of commercial influence, provides a strong model for open-source governance.

## 2 Gentoo

Gentoo Linux, founded in 2000 by Daniel Robbins, is a unique and highly flexible source-based distribution. Its governance structure is composed of the Gentoo Council, elected annually, which makes high-level decisions, and various project leads who oversee specific areas of development. Gentoo's decision-making process is community-driven, with developers and users actively participating in discussions and development. The distribution is famous for its Portage package management system, which allows users to compile and customize software from source code, optimizing it for their specific hardware. This approach, known as "emerge," is a defining feature of Gentoo. Historically, Gentoo has been influential in promoting the concept of extreme customization and optimization in the Linux world. It has also contributed significantly to the development of live CD/USB systems, with its ability to run entirely from removable media. Gentoo's rolling release model, where updates are continuously available rather than in discrete versions, has been another pioneering aspect of its design.

DTI Score: 97.22/100

### Detailed Evaluation

#### 1. Governance Transparency: 3/3

- Availability of governance documents: Yes (1 point)
- Detail of governance documents: Detailed (2 points)
- Source: [Gentoo Foundation Bylaws](#)

#### 2. Decision Making Transparency: 3/3

- Documented decision-making process: Yes (1 point)
- Accessibility of meeting minutes: Public (2 points)
- Sources: [Gentoo Council](#), [Gentoo Council Meetings](#)

#### 3. Economic Transparency: 4/4

- Publication of financial statements: Annual (2 points)
- Detail of financial statements: Detailed (2 points)
- Source: [Gentoo Foundation Financial Reports](#)

#### 4. Economic Accessibility: 4/4

- Access to financial reports: Free (2 points)
- Ease of access: Easy (2 points)

#### 5. Source Code Accessibility: 4/4

- Availability of source code: Public (2 points)
- Ease of access to source code: Easy (2 points)
- Source: [Gentoo GitHub Repositories](#)

#### 6. Development Transparency: 5/5

- Transparency of continuous development process: High (3 points)
- Accessibility to information on upcoming updates: Easy (2 points)
- Source: [Gentoo Development Guide](#)

## 7. Transparency in Code Review Processes: 3/3

- Documentation of review processes: Yes (1 point)
- Transparency of review processes: High (2 points)
- Source: [Gentoo Development Guide - Ebuild Writing](#)

## 8. Community Participation in Development: 4/4

- Number of active contributors: High (2 points)
- Accessibility to development processes: Easy (2 points)
- Source: [Gentoo Developer Central](#)

## 9. Impact of Governance Structure on Transparency: 5/6

- Centralization of decision-making power: Partially decentralized (1 point)
- Control and balance mechanisms: Strong (2 points)
- Influence of commercial entities on governance: Minimal (2 points)

## Concluding Analysis

Gentoo demonstrates an exceptionally high level of transparency and accessibility across all evaluated areas:

- Excellent governance transparency with detailed bylaws.
- Strong economic transparency and accessibility.
- High accessibility of source code and development processes.
- Detailed development documentation and transparent code review processes.
- Strong community participation and minimal commercial influence.

The score of 97.22/100 reflects Gentoo's outstanding commitment to transparency and openness. This exceptionally high score demonstrates Gentoo's dedication to community-driven development and open governance.

It's important to note that Gentoo's focus on customization and user control extends to its governance and development processes. The project's structure, with its non-profit foundation status and elected council, provides a strong model for transparent and community-driven distribution governance, particularly suited to its technically-oriented user base.



## 3 FreeBSD

FreeBSD, initiated in 1993, is a free and open-source Unix-like operating system descended from the Berkeley Software Distribution (BSD). Its governance structure is centered around the FreeBSD Core Team, elected every two years by the FreeBSD committers. The project follows a hierarchical model with various teams responsible for different aspects of the system, but decisions are generally made through consensus among developers. FreeBSD is known for its focus on performance, stability, and adherence to open standards. The development model is based on a centralized repository where all developers can commit changes, with a rigorous review process. Historically, FreeBSD has made significant contributions to many areas of operating system development, including the widely-used pf (Packet Filter) firewall, the bhyve hypervisor, and the jails containerization system. It has also been influential in the development of other operating systems, including Mac OS X (now macOS) and PlayStation 4's Orbis OS. FreeBSD is notable for its comprehensive documentation, including the FreeBSD Handbook, and its permissive BSD license, which allows for use in proprietary products.

DTI Score: 97.06/100

### Detailed Evaluation

#### 1. Governance Transparency: 3/3

- Availability of governance documents: Yes (1 point)
- Detail of governance documents: Detailed (2 points)
- Source: [FreeBSD Project](#)

#### 2. Decision Making Transparency: 3/3

- Documented decision-making process: Yes (1 point)
- Accessibility of meeting minutes: Public (2 points)
- Sources: [FreeBSD Handbook - Project Organization](#), [FreeBSD Core Team Meeting Minutes](#)

#### 3. Economic Transparency: 4/4

- Publication of financial statements: Annual (2 points)
- Detail of financial statements: Detailed (2 points)
- Source: [FreeBSD Foundation - Financials](#)

#### 4. Economic Accessibility: 4/4

- Access to financial reports: Free (2 points)
- Ease of access: Easy (2 points)

#### 5. Source Code Accessibility: 4/4

- Availability of source code: Public (2 points)
- Ease of access to source code: Easy (2 points)
- Source: [FreeBSD Source](#)

#### 6. Public Roadmap Availability: 3/3

- Public roadmap: Yes (1 point)
- Detail of roadmap: Detailed (2 points)

- Source: [FreeBSD Release Information](#)

## 7. Transparency in Code Review Processes: 3/3

- Documentation of review processes: Yes (1 point)
- Transparency of review processes: High (2 points)
- Source: [FreeBSD Committer's Guide](#)

## 8. Community Participation in Development: 4/4

- Number of active contributors: High (2 points)
- Accessibility to development processes: Easy (2 points)
- Source: [FreeBSD Developers](#)

## 9. Impact of Governance Structure on Transparency: 5/6

- Centralization of decision-making power: Partially centralized (1 point)
- Control and balance mechanisms: Strong (2 points)
- Influence of commercial entities on governance: Minimal (2 points)

## Concluding Analysis

FreeBSD demonstrates an exceptionally high level of transparency and accessibility across all evaluated areas:

- Strong governance transparency with detailed documentation.
- Excellent economic transparency and accessibility through the FreeBSD Foundation.
- High accessibility of source code and development processes.
- Detailed public roadmap and transparent code review processes.
- Strong community participation and accessible development processes.
- Robust governance structure with minimal commercial influence.

Areas for potential improvement are minimal but could include:

- Further decentralization of decision-making processes, although the current structure is already quite balanced.

The score of 97.06/100 reflects FreeBSD's outstanding commitment to transparency and openness. This exceptionally high score demonstrates FreeBSD's long-standing dedication to open-source principles and transparent governance.

It's important to note that FreeBSD's maturity as a project (it began in 1993) has allowed it to refine its processes over time, resulting in this high level of transparency and community engagement. The project's structure, with the support of the FreeBSD Foundation, provides a strong model for balancing organized governance with community-driven development.

## 4 Arch Linux

Arch Linux, founded in 2002 by Judd Vinet, is a lightweight and flexible Linux distribution that follows the KISS principle (Keep It Simple, Stupid). Its governance structure is relatively informal, led by the founder (now Aaron Griffin) and a small team of trusted developers. The decision-making process is largely based on meritocracy and consensus among core developers, with significant community input. Arch follows a rolling release model, providing continuous updates rather than discrete versions. The distribution is known for its simplicity, modularity, and extensive documentation, particularly the Arch Wiki, which is widely regarded as an excellent resource even for non-Arch users. Arch's package manager, Pacman, is praised for its speed and efficiency. Historically, Arch has been influential in promoting the concept of a minimalist base system that users build upon according to their needs. It has also contributed to the popularization of the rolling release model among enthusiast-oriented distributions. Arch's AUR (Arch User Repository) has become a model for community-driven package repositories, allowing easy sharing and installation of user-created packages. The distribution's emphasis on user responsibility and learning has fostered a knowledgeable and engaged community, making it a favorite among Linux enthusiasts and power users.

DTI Score: 94.44/100

### Detailed Evaluation

#### 1. Governance Transparency: 3/3

- Availability of governance documents: Yes (1 point)
- Detail of governance documents: Detailed (2 points)
- Source: [Arch Linux Governance](#)

#### 2. Decision Making Transparency: 3/3

- Documented decision-making process: Yes (1 point)
- Accessibility of meeting minutes: Public (2 points)
- Source: [Arch Linux Development](#)

#### 3. Economic Transparency: 4/4

- Publication of financial statements: Annual (2 points)
- Detail of financial statements: Detailed (2 points)
- Source: [SPI Annual Reports](#)

#### 4. Economic Accessibility: 4/4

- Access to financial reports: Free (2 points)
- Ease of access: Easy (2 points)

#### 5. Source Code Accessibility: 4/4

- Availability of source code: Public (2 points)
- Ease of access to source code: Easy (2 points)
- Source: [Arch Linux GitHub](#)

## 6. Development Transparency: 5/5

- Transparency of continuous development process: High (3 points)
- Accessibility to information on upcoming updates: Easy (2 points)
- Source: [Arch Linux News](#)

## 7. Transparency in Code Review Processes: 3/3

- Documentation of review processes: Yes (1 point)
- Transparency of review processes: High (2 points)
- Source: [Arch Linux Package Submission](#)

## 8. Community Participation in Development: 4/4

- Number of active contributors: High (2 points)
- Accessibility to development processes: Easy (2 points)
- Source: [Arch Linux Contributors](#)

## 9. Impact of Governance Structure on Transparency: 4/6

- Centralization of decision-making power: Partially centralized (1 point)
- Control and balance mechanisms: Moderate (1 point)
- Influence of commercial entities on governance: Minimal (2 points)

## Concluding Analysis

Arch Linux demonstrates a high level of transparency and accessibility across most evaluated areas:

- Strong governance transparency and decision-making processes.
- Excellent economic transparency through SPI.
- High accessibility of source code and development processes.
- Strong community participation and minimal commercial influence.
- Exceptional transparency in continuous development process (rolling release model).

Areas for potential improvement:

- Further formalization of control and balance mechanisms in governance.

The score of 94.44/100 reflects Arch Linux's strong commitment to transparency and openness. This high score demonstrates Arch's dedication to open-source principles and community-driven development.

It's noteworthy that Arch Linux's rolling release model and focus on simplicity and user centrality extend to its governance and development processes, contributing to its high transparency score.

## 5 NixOS

NixOS, first released in 2003, is a unique Linux distribution built on top of the Nix package manager. Its governance structure is community-driven, overseen by the NixOS Foundation, a non-profit organization. The decision-making process involves core contributors and the wider community, with an emphasis on technical merit and consensus. NixOS follows a rolling release model, with stable versions released twice a year. The distribution is renowned for its innovative approach to package management and system configuration, using a purely functional model. Historically, NixOS emerged from academic research on creating reliable and reproducible system configurations. A key feature of NixOS is its ability to make system upgrades reliable and reversible, as well as supporting multiple versions of software side by side. The Nix package manager, which forms the core of NixOS, uses a unique declarative language for defining packages and system configurations. This approach allows for atomic upgrades and rollbacks, reproducible system states, and multi-user package management without conflicts. NixOS has been influential in promoting functional programming concepts in system administration and has inspired other projects like Guix. The distribution is particularly popular among developers and researchers for its reproducibility features and the ability to create isolated development environments easily. Despite its power, NixOS has a steeper learning curve compared to traditional Linux distributions due to its unique approach.

10 NixOS DTI Score: 86.11/100

Detailed Evaluation

### Governance Transparency: 2/3

- Availability of governance documents: Yes (1 point)
- Detail of governance documents: Partial (1 point)
- Source: NixOS Governance (<https://nixos.org/community/teams/nixos-foundation.html>)

### Decision Making Transparency: 3/3

- Documented decision-making process: Yes (1 point)
- Accessibility of meeting minutes: Public (2 points)
- Sources:
  - NixOS RFC Process (<https://github.com/NixOS/rfcs>)
  - NixOS Discourse (<https://discourse.nixos.org/>)

### Economic Transparency: 4/4

- Publication of financial statements: Annual (2 points)
- Detail of financial statements: Detailed (2 points)
- Source: NixOS Foundation Financial Summary 2023 (<https://discourse.nixos.org/t/nixos-foundation-financial-summary-a-transparent-look-into-2023/43640>)
- Note: NixOS Foundation has published a comprehensive financial summary for 2023.

### Economic Accessibility: 2/4

- Access to financial reports: Free (2 points)
- Ease of access: Difficult (0 points)

- Note: While financial information is available, it was not easily discoverable through standard channels, indicating a need for improved visibility of this important transparency aspect.

#### Source Code Accessibility: 4/4

- Availability of source code: Public (2 points)
- Ease of access to source code: Easy (2 points)
- Source: NixOS GitHub (<https://github.com/NixOS>)

#### Development Transparency (for rolling release): 5/5

- Transparency of continuous development process: High (3 points)
- Accessibility to information on upcoming updates: Easy (2 points)
- Source: NixOS Unstable Channel (<https://nixos.org/nixos/manual/#sec-upgrading>)
- Note: NixOS provides clear information about its rolling release model through the unstable channel, with frequent updates and easy access to information about upcoming changes.

#### Transparency in Code Review Processes: 3/3

- Documentation of review processes: Yes (1 point)
- Transparency of review processes: High (2 points)
- Source: NixOS Contributing Guide (<https://github.com/NixOS/nixpkgs/blob/master/CONTRIBUTING.md>)

#### Community Participation in Development: 4/4

- Number of active contributors: High (2 points)
- Accessibility to development processes: Easy (2 points)
- Source: NixOS GitHub Contributors (<https://github.com/NixOS/nixpkgs/graphs/contributors>)

#### Impact of Governance Structure on Transparency: 4/6

- Centralization of decision-making power: Partially centralized (1 point)
- Control and balance mechanisms: Moderate (1 point)
- Influence of commercial entities on governance: Minimal (2 points)

Score Calculation: Total base score: 31/36 Normalized base score:  $(31 / 36) * 100 = 86.11$

Final DTI Score: 86.11/100

#### Concluding Analysis

NixOS demonstrates a high level of transparency and accessibility across most evaluated areas:

#### Strengths:

- Excellent source code accessibility and community participation in development.
- Strong transparency in code review processes.
- Good decision-making transparency through the RFC process.
- Minimal commercial influence on governance.
- High transparency in the continuous development process, befitting its rolling release model.
- Detailed economic transparency, with comprehensive financial reporting.

#### Areas for potential improvement:

- More detailed and comprehensive governance documentation.

- Improved discoverability and accessibility of financial information.
- Further formalization of control and balance mechanisms in governance.

The score of 86.11/100 reflects NixOS's strong commitment to transparency and openness. This high score demonstrates NixOS's dedication to open-source principles, community-driven development, and financial transparency, particularly impressive for a project with a unique and complex approach to package management and system configuration.

It's noteworthy that NixOS's focus on technical innovation and community collaboration contributes significantly to its high score. The project's structure, with the NixOS Foundation providing oversight while maintaining strong community involvement, offers a good balance between organized governance and community-driven development.

While the financial transparency is high in terms of detail, the difficulty in discovering this information highlights an area for improvement in making such crucial data more readily accessible to the public. This aspect slightly impacts the overall transparency score but also provides a clear path for enhancement.

This evaluation positions NixOS among the most transparent distributions in the DTI ranking, showcasing significant strengths in most areas of transparency while also indicating specific areas where further improvements can be made.

#### Note

NixOS demonstrated exceptional responsiveness and comprehensiveness in their communication with our team. They provided detailed information promptly upon request. However, to maintain consistency in our evaluation methodology and to reflect the experience of the general public, we decided not to apply the usual bonus points or cap for this responsiveness. Instead, we based our assessment solely on publicly available information. This approach ensures a fair comparison with other distributions while acknowledging NixOS's commendable commitment to transparency and open communication.

## 6. AlmaLinux

AlmaLinux, founded in 2020 and first released in 2021, is a free, open-source Linux distribution created as a community-driven successor to CentOS. Its governance structure is centered around the AlmaLinux OS Foundation, a non-profit organization that oversees the project. The decision-making process involves both the foundation's board and the community, with an emphasis on transparency and community input. AlmaLinux is designed to be binary compatible with Red Hat Enterprise Linux (RHEL), providing a stable and secure platform for enterprise use. The distribution follows a fixed-release model, with each version supported for up to 10 years, mirroring RHEL's lifecycle. Historically, AlmaLinux emerged in response to Red Hat's decision to shift CentOS from a stable release to a rolling release model (CentOS Stream), filling the need for a community-driven, enterprise-grade Linux distribution. A notable feature of AlmaLinux is its commitment to remaining free and open, with no plans to change to a paid model. The project has quickly gained support from various industry partners and has been adopted by organizations looking for a CentOS replacement. AlmaLinux's development model focuses on rapid response to upstream changes in RHEL, ensuring quick availability of security updates and new features while maintaining stability and compatibility.

### 1. Governance Transparency

- **Availability of Governance Documents: Yes (1 point)**
  - **Source:** AlmaLinux Governance
- **Detail of Governance Documents: Detailed (2 points)**
  - AlmaLinux provides detailed information about its governance structure, including roles and responsibilities.

**Subtotal:** 3/3

### 2. Decision Making Transparency

- **Documented Decision-Making Process: Yes (1 point)**
  - **Source:** AlmaLinux Foundation
- **Accessibility of Meeting Minutes: Public (2 points)**
  - **Source:** AlmaLinux Community

**Subtotal:** 3/3

### 3. Economic Transparency

- **Publication of Financial Statements: Annual (2 points)**
  - **Source:** AlmaLinux Financial Reports
- **Detail of Financial Statements: Partial (1 point)**
  - The reports provide an overview but could be more detailed.

**Subtotal:** 3/4

### 4. Economic Accessibility

- **Access to Financial Reports: Free (2 points)**
  - Financial reports are freely accessible on the AlmaLinux website.
- **Ease of Access: Easy (2 points)**
  - Financial information is easily found on the official website.



Subtotal: 4/4

## 5. Source Code Accessibility

- **Availability of Source Code: Public (2 points)**
  - **Source:** AlmaLinux GitHub
- **Ease of Access to Source Code: Easy (2 points)**
  - The source code is easily accessible through GitHub and AlmaLinux repositories.

Subtotal: 4/4

## 6. Public Roadmap Availability (for periodic releases)

- **Public Roadmap: Yes (1 point)**
  - **Source:** AlmaLinux Roadmap
- **Detail of the Roadmap: Detailed (2 points)**
  - AlmaLinux provides detailed information about future releases and development goals.

Subtotal: 3/3

## 7. Transparency in Code Review Processes

- **Documentation of Review Processes: Yes (1 point)**
  - **Source:** AlmaLinux Development
- **Transparency of Review Processes: High (2 points)**
  - Review processes are publicly documented and discussed in community channels.

Subtotal: 3/3

## 8. Community Participation in Development

- **Number of Active Contributors: Medium (1 point)**
  - **Source:** AlmaLinux Community
- **Accessibility of Development Processes: Easy (2 points)**
  - AlmaLinux offers extensive resources for new contributors and encourages participation.

Subtotal: 3/4

## 9. Impact of Governance Structure on Transparency

- **Centralization of Decision-Making Power: Partially Centralized (1 point)**
  - AlmaLinux has a board of directors but encourages community input.
- **Checks and Balances Mechanisms: Strong (2 points)**
  - The AlmaLinux Foundation structure provides robust checks and balances.
- **Influence of Commercial Entities on Governance: Moderate (1 point)**
  - CloudLinux played a significant role in creating AlmaLinux, but governance is now independent.

Subtotal: 4/6

## Total Score Calculation

1. Governance Transparency: 3/3
2. Decision Making Transparency: 3/3

3. **Economic Transparency:** 3/4
4. **Economic Accessibility:** 4/4
5. **Source Code Accessibility:** 4/4
6. **Public Roadmap Availability:** 3/3
7. **Transparency in Code Review Processes:** 3/3
8. **Community Participation in Development:** 3/4
9. **Impact of Governance Structure on Transparency:** 4/6

**Total Score:** 30/34

**Normalized Score:**  $(30/34) \times 100 = 88.24$

**Final Evaluation of AlmaLinux:** 88.24/100

## Conclusion Analysis

AlmaLinux demonstrates a very high level of transparency and accessibility in nearly all evaluated areas:

1. Strong transparency in governance and decision-making processes.
2. Good economic transparency and easy accessibility of financial information.
3. Excellent source code accessibility and transparency in the development process.
4. Detailed public roadmap and transparent code review processes.

### Areas for Improvement Include:

1. Further increasing community involvement in development.
2. Reducing the perceived influence of commercial entities on governance.

The score of 88.24/100 reflects AlmaLinux's commitment to transparency and openness. This high score is particularly impressive for a relatively new distribution, demonstrating a strong commitment to open-source principles and transparent governance from the start.

It is important to note that AlmaLinux, being born as an alternative to CentOS, has likely benefited from lessons learned from other enterprise and community-driven distributions, allowing it to implement transparency practices and open governance from the outset.

openSUSE, initially released in 2005, is the community version of the commercial SUSE Linux distribution, with roots tracing back to 1992 when SUSE was founded. Its governance structure is based on the openSUSE Board, elected by the community, which works in conjunction with SUSE to guide the project. The decision-making process is community-driven, with significant input from both volunteers and SUSE employees. openSUSE offers two main distribution models: Leap, a fixed-release version, and Tumbleweed, a rolling release version. The project is known for its user-friendly approach, particularly with tools like YaST (Yet another Setup Tool) for system configuration. Historically, openSUSE has been a pioneer in several areas, including being one of the first to adopt KDE 4 and Btrfs file system. The distribution has also been influential in developing and promoting Open Build Service, a tool for creating and distributing packages across multiple platforms. A unique feature of openSUSE is its relationship with SUSE Linux Enterprise (SLE), where openSUSE Leap shares its core with SLE, providing a free, community-supported version of enterprise-grade software. The project is notable for its focus on stability and usability while still offering cutting-edge options through Tumbleweed. openSUSE has contributed significantly to various open-source projects and is known for its strong integration with both KDE and GNOME desktop environments.

DTI Score: 80/100 +25

### Detailed Evaluation

#### 1. Governance Transparency: 3/3

- Availability of governance documents: Yes (1 point)
- Detail of governance documents: Detailed (2 points)
- Source: [openSUSE Guiding Principles](#)
- 2. Decision Making Transparency: 3/3
- Documented decision-making process: Yes (1 point)
- Accessibility of meeting minutes: Public (2 points)
- Sources: [openSUSE Board](#), [openSUSE Board Meetings](#)

#### 3. Economic Transparency: 2/4

- Publication of financial statements: Partial (1 point)
- Detail of financial statements: Partial (1 point)
- Note: openSUSE operates primarily through contributions and donations, without traditional financial reports. Information on sponsors is available.
- Source: [openSUSE Sponsors](#)

#### 4. Economic Accessibility: 2/4

- Access to financial information: Partial (1 point)
- Ease of access: Moderate (1 point)
- Note: While detailed financial reports are not available, information on sponsorships and the Geeko Foundation is accessible.

## Board Response and Updated Evaluation

The openSUSE board was contacted for clarification on the project's economic transparency. Doug, a board member, provided a comprehensive response, leading to a re-evaluation of certain aspects: Previous Economic Evaluation:

- Economic Transparency: 0/4
- Economic Accessibility: 0/4
- Overall Economic Score: (Red)

### Updated Economic Evaluation:

- Economic Transparency: 2/4
- Economic Accessibility: 2/4
- Overall Economic Score: (Yellow)

The improvement reflects our better understanding of openSUSE's unique economic structure, based on the board's explanation:

- The project operates primarily through contributions and donations of equipment, services, and support.
- Traditional financial reports are not applicable due to this structure.
- Information on sponsors is publicly available.
- The Geeko Foundation now provides a mechanism for managing certain funds.

While detailed financial reports are not available, this is due to the nature of the project rather than a lack of transparency. The board's willingness to provide a detailed explanation has positively impacted the evaluation.

## 5. Source Code Accessibility: 4/4

- Availability of source code: Public (2 points)
- Ease of access to source code: Easy (2 points)
- Source: [openSUSE Build Service](#)

## 6. Public Roadmap Availability: 2/3

- Public roadmap: Yes (1 point)
- Detail of roadmap: Partial (1 point)
- Source: [openSUSE Roadmap](#)

## 7. Transparency in Code Review Processes: 3/3

- Documentation of review processes: Yes (1 point)
- Transparency of review processes: High (2 points)
- Source: [openSUSE Development](#)

## 8. Community Participation in Development: 4/4

- Number of active contributors: High (2 points)
- Accessibility to development processes: Easy (2 points)
- Source: [openSUSE Contributors](#)

## 9. Impact of Governance Structure on Transparency: 4/6

- Centralization of decision-making power: Partially decentralized (1 point)
- Control and balance mechanisms: Strong (2 points)
- Influence of commercial entities on governance: Moderate (1 point)

## 10. Responsiveness to Transparency Requests: 25/25

- Response to request: Complete and timely (15 points)
- Quality of information provided: Detailed and useful (10 points)

### Additional Information

The openSUSE project operates on a unique model based on contributions and donations of equipment, services, and support. Key points:

- No traditional financial reports due to the nature of the project's funding structure.
- Costs and expenditures are not fully transparent to the community, as they are often covered through various contributions.
- The project is supported by various sponsors, including companies that contribute equipment, services, and support.
- The Geeko Foundation now provides a mechanism for managing certain funds, such as those from the Google Summer of Code program.

For more information on sponsors and the Geeko Foundation, visit:

- [openSUSE Sponsors](#)
- [Geeko Foundation](#)

### Concluding Analysis

openSUSE demonstrates a high level of transparency in most areas, with some unique characteristics in its economic structure:

- Excellent governance transparency and community participation.
- Strong source code accessibility and development processes.
- Economic transparency is limited by the project's structure, but efforts are made to provide information on sponsorships and support.
- The establishment of the Geeko Foundation represents a step towards more formalized financial management.

### Note on Scoring Cap:

openSUSE received a final DTI score of **80/100**, despite achieving a recalculated score of **91.76/100** after providing a detailed response to our transparency request.

This is due to a policy described in the DTI methodology:

*When a distribution initially scores below 80 and improves its rating significantly following clarification or additional information provided upon request, the maximum score that can be awarded is capped at 80.*

This rule is designed to maintain fairness and consistency across evaluations, ensuring that **transparency is assessed based on publicly available information**, and that substantial increases based on private clarifications do not distort the comparative integrity of the index.

The cap is not a penalty, but a methodological safeguard. openSUSE's prompt and thorough response is **recognized and appreciated**, and the project stands out for its exceptional governance, development practices, and responsiveness.

## 8 Fedora

Fedora is a popular Linux distribution founded in 2003 as the community-driven successor to Red Hat Linux. It is sponsored by Red Hat but maintains significant independence. Fedora's governance structure consists of the Fedora Council, which provides high-level oversight, and various committees focusing on specific areas. The project follows a meritocratic model where decisions are made through community consensus and technical merit. Fedora is known for its rapid development cycle, releasing new versions every six months, and its commitment to free and open-source software. It serves as the upstream source for Red Hat Enterprise Linux, making it a crucial testbed for new technologies. Notably, Fedora was one of the first major distributions to adopt systemd, which later became the standard init system for many Linux distributions.

DTI score: 80/100 (previously 88.24/100)\*

### 1. Governance Transparency

- Availability of governance documents: Yes (1 point)

\* Source: [Fedora Project Governance](<https://docs.fedoraproject.org/en-US/project/>)

- Detail of governance documents: Detailed (2 points)

\* Fedora provides comprehensive information about its governance structure, including the Fedora Council and various committees.

### 2. Decision Making Transparency

- Documented decision-making process: Yes (1 point)

\* Source: [Fedora Council](<https://docs.fedoraproject.org/en-US/council/>)

- Accessibility of meeting minutes: Public (2 points)

\* Source: [Fedora Council Meetings]([https://meetbot.fedoraproject.org/sresults/?group\\_id=council&type=team](https://meetbot.fedoraproject.org/sresults/?group_id=council&type=team))

### 3. Economic Transparency

- Publication of financial statements: Outdated (0 points)

\* Source: [Fedora Project Budget](<https://budget.fedoraproject.org/budget/docs/index.html>)

- Detail of financial statements: Limited (0 points)

\* The available financial reports are not up-to-date, with the latest information from 2020.

Subtotal: 0/4 (previously 3/4)

### 4. Economic Accessibility

- Access to financial reports: Free (2 points)
  - \* Financial reports are freely accessible through the Fedora Project Budget page.
- Ease of access: Poor (0 points)
  - \* While accessible, the financial information is significantly outdated, limiting its usefulness.

Subtotal: 2/4 (previously 3/4)

## 5. Source Code Accessibility

- Availability of source code: Public (2 points)
  - \* Source: [Fedora Package Sources](https://src.fedoraproject.org/)
- Ease of access to source code: Easy (2 points)
  - \* The source code is easily accessible through Fedora's package source repository.

## 6. Public Roadmap Availability (for periodic releases)

- Public roadmap: Yes (1 point)
  - \* Source: [Fedora Release Schedule](https://fedoraproject.org/wiki/Schedule)
- Detail of roadmap: Detailed (2 points)
  - \* Fedora provides detailed information about upcoming releases and development goals.

## 7. Transparency in Code Review Processes

- Documentation of review processes: Yes (1 point)
  - \* Source: [Fedora Package Review Process](https://docs.fedoraproject.org/en-US/package-maintainers/Package\_Review\_Process/)
- Transparency of review processes: High (2 points)
  - \* Review processes are publicly documented and discussed in community channels.

## 8. Community Participation in Development

- Number of active contributors: High (2 points)
  - \* Source: [Fedora Project Contributors](https://fedoraproject.org/wiki/Contributors)
- Accessibility to development processes: Easy (2 points)
  - \* Fedora offers extensive resources for new contributors and encourages participation.

## 9. Impact of Governance Structure on Transparency

- Centralization of decision-making power: Partially centralized (1 point)
  - \* Fedora has a Council, but encourages community contribution and input.
- Control and balance mechanisms: Strong (2 points)
  - \* The Fedora Project structure provides robust mechanisms for checks and balances.
- Influence of commercial entities on governance: Moderate (1 point)
  - \* While Red Hat sponsors Fedora, the project maintains significant independence.

### Calculation of Total Score

1. Governance Transparency: 3/3
2. Decision Making Transparency: 3/3
3. Economic Transparency: 0/4 (updated)
4. Economic Accessibility: 2/4 (updated)
5. Source Code Accessibility: 4/4
6. Public Roadmap Availability: 3/3
7. Transparency in Code Review Processes: 3/3
8. Community Participation in Development: 4/4
9. Impact of Governance Structure on Transparency: 4/6

Total score: 26/34 (previously 30/34)

Normalized score:  $(26 / 34) * 100 = 76.47$  (previously 88.24)

Final evaluation of Fedora: 76.47/100 (previously 88.24/100)

Score updated after answer to information request 80 point cap rules.

## Concluding Analysis

Fedora's overall transparency score has decreased significantly due to the outdated economic information. Here's an updated analysis:



#### Strengths:

1. Strong governance transparency with detailed documentation.
2. Excellent accessibility of source code and development processes.
3. Detailed public roadmap and transparent code review processes.
4. Strong community participation and accessible development processes.

#### Areas requiring significant improvement:

1. Economic transparency and accessibility: Financial reports are severely outdated, with the latest information from 2020. This lack of current financial data significantly impacts Fedora's overall transparency score.
2. Regular updates to financial information: Fedora needs to prioritize providing up-to-date financial reports to maintain transparency.

The revised score of 76.47/100 reflects Fedora's continued strength in many areas of transparency, but highlights a critical weakness in economic transparency. This significant drop in score (from 88.24) underscores the importance of maintaining current financial information in open-source projects.

To improve its transparency score, Fedora should:

1. Update its financial reports regularly, ideally on an annual basis.
2. Provide more detailed Fedora-specific financial information, separate from Red Hat's overall financials.
3. Establish a clear timeline for future financial report publications.

Despite this setback in economic transparency, Fedora still maintains strong transparency in other crucial areas such as governance, source code accessibility, and community participation. Addressing the economic transparency issue could significantly improve Fedora's overall transparency score and reinforce its commitment to open-source principles.

## 9 Mageia

Mageia, first released in 2011, is a community-driven Linux distribution that emerged as a fork of Mandriva Linux. Its governance structure is based on a non-profit organization, Mageia.Org, which oversees the project. The decision-making process is highly democratic, with an elected board and various councils representing different aspects of the project. Mageia follows a fixed-release model, typically with annual releases. The distribution is known for its user-friendly approach, particularly with its control center (inherited from Mandriva) which provides a centralized interface for system management. Historically, Mageia was created by former employees and contributors of Mandriva when that company faced financial difficulties. This origin story highlights Mageia's commitment to community governance and independence from commercial interests. A notable feature of Mageia is its support for both KDE and GNOME desktop environments, as well as other lightweight alternatives. The distribution uses the urpmi package manager, a legacy from its Mandriva roots, although it also supports DNF. Mageia has contributed to the broader Linux ecosystem by maintaining and developing tools originally created for Mandriva, ensuring their continued availability to the community. The project is also known for its commitment to internationalization, supporting a wide range of languages and locales. Mageia's development model emphasizes stability and user-friendliness while still providing access to recent software versions.

**DTI Score: 80/100\* updated**

### 1. Governance Transparency (3 points)

- **Availability of governance documents:** Partial, as bureaucracy is documented but not consistently followed (1 point).
- **Detail of governance documents:** Partial, with formal structures acknowledged but not fully implemented (1 point).
- **Subtotal:** 2/3
- [Mageia Constitution](#)

### 2. Decision-Making Transparency (3 points)

- **Documented decision-making process:** Yes, major decisions are made in Board/Council meetings (1 point).
- **Accessibility of meeting minutes:** None since 2021, so not available (0 points).
- **Subtotal:** 1/3
- [Mageia Board Meetings](#)

### 3. Economic Transparency (4 points)

- **Publication of financial statements:** Suggested for annual publication but currently rare (1 point).
- **Detail of financial statements:** Minimal detail provided (1 point).
- **Subtotal:** 2/4

### 4. Economic Accessibility (4 points)

- **Access to financial reports:** Available upon request (1 point).
- **Ease of access:** Not easily accessible, requires direct inquiry (1 point).
- **Subtotal:** 2/4

### 5. Source Code Accessibility (4 points)

- **Availability of source code:** Publicly accessible through Mageia's repositories (2 points).
- **Ease of access to source code:** Easy, through official repositories (2 points).

- Subtotal: 4/4
- [Mageia GitHub](#)

#### 6. Public Roadmap/Development Transparency (3 points)

- **Public roadmap:** No roadmap, as stated they do not prioritize formal roadmaps (0 points).
- **Detail of roadmap:** N/A (0 points).
- Subtotal: 0/3

#### 7. Transparency in Code Review Processes (3 points)

- **Documentation of review processes:** Yes (1 point).
- **Transparency of review processes:** High, public documentation and discussions (2 points).
- Subtotal: 3/3

#### 8. Community Participation in Development (4 points)

- **Number of active contributors:** Moderate (1 point).
- **Accessibility of development processes:** Easy, Mageia encourages community participation (2 points).
- Subtotal: 3/4
- [Mageia Contributors Guide](#)

#### 9. Impact of Governance Structure on Transparency (6 points)

- **Centralization of decision-making power:** Partially centralized (1 point).
- **Control and balance mechanisms:** Minimal but present (1 point).
- **Influence of commercial entities on governance:** Minimal (2 points).
- Subtotal: 4/6
- [Mageia Constitution](#)

#### Responsiveness to Transparency Requests (25 points)

- **Response to request:** Complete and timely response (within 2 weeks) (+15 points).
- **Quality of information provided:** Detailed and complete information (+10 points).
- **Bonus added:** +25 points.

#### Final Score Calculation

- **Total points before bonus:** 21/34
- **Bonus for responsiveness:** +25 points

**Final Score: 80/100**

#### Conclusion:

Mageia shows strengths in its source code accessibility, community participation, and responsiveness to transparency requests. However, there are areas for improvement, particularly in governance and economic transparency, where documentation and access are limited. The absence of a formal roadmap and infrequent Board meetings since 2021 also weigh down their transparency score. Despite these shortcomings, Mageia's responsiveness to requests for transparency significantly boosts its overall evaluation.

Mageia's final score: **80/100**.

## 10 Alpine Linux

Alpine Linux, first released in 2005, is a security-oriented, lightweight Linux distribution based on musl libc and busybox. Its governance structure is relatively informal, led by its founder Natanael Copa and a small team of core developers. The decision-making process is community-driven, with a focus on simplicity and security. Alpine uses OpenRC as its init system, diverging from the widespread use of systemd in many other distributions. The distribution follows a rolling release model for its edge branch, while also offering stable releases. Alpine is renowned for its small size, speed, and focus on security, making it a popular choice for containers, embedded systems, and server deployments. Historically, Alpine gained significant attention and adoption with the rise of Docker containers, becoming a preferred base image due to its minimal footprint. A key feature of Alpine is its package manager, apk, known for its speed and efficiency. The distribution uses a hardened kernel and compiles packages with stack smashing protection for enhanced security. Alpine's approach to security includes providing frequent updates and maintaining a small attack surface. Its use of musl libc instead of the more common glibc has contributed to its lightweight nature but also presents compatibility challenges with some software. Alpine has been influential in promoting the concept of minimalism in Linux distributions, especially in cloud and container environments.

DTI Score: 73.53/100

### Detailed Evaluation

#### 1. Governance Transparency: 3/3

- Availability of governance documents: Yes (1 point)
- Detail of governance documents: Detailed (2 points)
- Source: [Alpine Linux Governance](#)
- Note: The governance structure is explicitly detailed, including team structures and responsibilities.

#### 2. Decision Making Transparency: 3/3

- Documented decision-making process: Yes (1 point)
- Accessibility of meeting minutes: Public (2 points)
- Sources: [Alpine Linux Governance - Decision Making](#), [Alpine Linux Mailing Lists](#)

#### 3. Economic Transparency: 0/4

- Publication of financial statements: Not Published (0 points)
- Detail of financial statements: Minimal (0 points)

#### 4. Economic Accessibility: 0/4

- Access to financial reports: Not Available (0 points)
- Ease of access: Difficult (0 points)

#### 5. Source Code Accessibility: 4/4

- Availability of source code: Public (2 points)
- Ease of access to source code: Easy (2 points)
- Source: [Alpine Linux GitLab](#)

## 6. Public Roadmap Availability: 2/3

- Public roadmap: Yes (1 point)
- Detail of roadmap: Partial (1 point)
- Source: [Alpine Linux Releases](#)

## 7. Transparency in Code Review Processes: 3/3

- Documentation of review processes: Yes (1 point)
- Transparency of review processes: High (2 points)
- Source: [Alpine Linux Developer Docs](#)

## 8. Community Participation in Development: 4/4

- Number of active contributors: High (2 points)
- Accessibility to development processes: Easy (2 points)
- Source: Alpine Linux Contributors

## 9. Impact of Governance Structure on Transparency: 6/6

- Centralization of decision-making power: Decentralized (2 points)
- Control and balance mechanisms: Strong (2 points)
- Influence of commercial entities on governance: Minimal (2 points)
- Note: The governance document outlines a decentralized structure with various teams. Clear mechanisms for decision-making and conflict resolution are defined.

## Calculation of Total Score

1. Governance Transparency: 3/3
2. Decision Making Transparency: 3/3
3. Economic Transparency: 0/4
4. Economic Accessibility: 0/4
5. Source Code Accessibility: 4/4
6. Public Roadmap Availability: 2/3
7. Transparency in Code Review Processes: 3/3
8. Community Participation in Development: 4/4
9. Impact of Governance Structure on Transparency: 6/6

**Total score: 25/34**

**Normalized score:  $(25 / 34) \times 100 = 73.53$**

**Final evaluation of Alpine Linux: 73.53/100**

## Concluding Analysis

With this new information, Alpine Linux demonstrates a much higher level of transparency and accessibility, particularly in governance and decision-making processes:

### Strengths:

- Excellent governance transparency with detailed documentation.

- Clear and decentralized decision-making processes.
- Excellent accessibility of source code.
- High transparency in code review processes.
- Strong community participation in development.
- Minimal commercial influence on governance.

### **Areas for improvement:**

- Economic transparency and accessibility of financial information.
- More detailed long-term public roadmaps.

The revised score of 73.53/100 reflects Alpine Linux's strong commitment to transparency in governance and development processes. This significant improvement in score highlights the importance of clear, accessible governance documentation in open-source projects.

It's clear that Alpine Linux has put considerable effort into formalizing its governance structure and decision-making processes, which is commendable for a project of its nature and focus. This level of transparency in governance, combined with its technical strengths, positions Alpine Linux as a notable example of good practices in the open-source community.

DTI Score: **70.59/100**

## Detailed Evaluation

### 1. Governance Transparency: 2/3

- Availability of governance documents: Partial (1 point)
- Detail of governance documents: Moderate (1 point)
- Source: [Linux Mint About Page](#)
- Note: While there's no comprehensive governance document, the project structure and roles are outlined.

### 2. Decision Making Transparency: 1/3

- Documented decision-making process: Partial (1 point)
- Accessibility of meeting minutes: Not Available (0 points)
- Source: [Linux Mint Blog](#)
- Note: Major decisions are often discussed in blog posts, providing some insight into the decision-making process.

### 3. Economic Transparency: 3/4

- Publication of financial statements: Annual (2 points)
- Detail of financial statements: Partial (1 point)
- Source: [Linux Mint Financial Reports](#)
- Note: Regular financial reports are published, though they lack some detail.

### 4. Economic Accessibility: 4/4

- Access to financial reports: Free (2 points)
- Ease of access: Easy (2 points)
- Source: [Linux Mint Donors Page](#)
- Note: Financial information is freely and easily accessible on the website.

### 5. Source Code Accessibility: 4/4

- Availability of source code: Public (2 points)
- Ease of access to source code: Easy (2 points)
- Source: [Linux Mint GitHub](#)
- Note: The source code is fully available and easily accessible through GitHub.

### 6. Public Roadmap Availability: 2/3

- Public roadmap: Yes (1 point)
- Detail of roadmap: Partial (1 point)
- Source: [Linux Mint Release Notes](#)
- Note: Release information and plans are regularly shared, though long-term roadmaps could be more detailed.

### 7. Transparency in Code Review Processes: 2/3

- Documentation of review processes: Partial (1 point)

- Transparency of review processes: Moderate (1 point)
- Source: [Linux Mint GitHub](#)
- Note: Code review processes can be observed on GitHub, though formal documentation is limited.

## 8. Community Participation in Development: 3/4

- Number of active contributors: Moderate (1 point)
- Accessibility to development processes: Easy (2 points)
- Source: [Linux Mint Get Involved](#)
- Note: Community participation is encouraged and well-documented, though the core development team is relatively small.

## 9. Impact of Governance Structure on Transparency: 3/6

- Centralization of decision-making power: Partially centralized (1 point)
- Control and balance mechanisms: Moderate (1 point)
- Influence of commercial entities on governance: Minimal (1 point)
- Note: While key decisions are made by a core team, community input is valued. The project maintains independence from commercial influence.

### Calculation of Total Score

1. Governance Transparency: 2/3
2. Decision Making Transparency: 1/3
3. Economic Transparency: 3/4
4. Economic Accessibility: 4/4
5. Source Code Accessibility: 4/4
6. Public Roadmap Availability: 2/3
7. Transparency in Code Review Processes: 2/3
8. Community Participation in Development: 3/4
9. Impact of Governance Structure on Transparency: 3/6

**Total score: 24/34**

**Normalized score:  $(24 / 34) * 100 = 70.59$**

**Final evaluation of Linux Mint: 70.59/100**

## Concluding Analysis

Linux Mint demonstrates a good level of transparency across several areas:

### Strengths:

- Excellent economic transparency for a community-driven project.
- High accessibility of source code.
- Strong community engagement and participation opportunities.
- Regular and open communication about project developments and decisions.

### Areas for improvement:

- More comprehensive formal governance documentation.



- Increased transparency in decision-making processes, possibly through publication of meeting minutes.
- More detailed long-term public roadmaps.
- Further decentralization of decision-making power and establishment of formal control mechanisms.

The revised score of 64.71/100 reflects Linux Mint's commitment to transparency in many areas, particularly in economic matters and source code accessibility. While there's room for improvement in formal governance structures and decision-making processes, the project demonstrates a strong commitment to community involvement and open communication.

Linux Mint's approach as a community-driven project with a small core team allows for agility and responsiveness to user needs. While this can lead to some centralization of power, the project's focus on user experience and stability is balanced with a good degree of openness and community engagement.

DTI Score: 55.88/100

## **Detailed Evaluation**

### **1. Governance Transparency: 1/3**

- Availability of governance documents: Partial (1 point)
- Detail of governance documents: Minimal (0 points)
- Source: [TUXEDO Computers - About Us](#)
- Note: Limited information on formal governance structure for the OS project.

### **2. Decision Making Transparency: 1/3**

- Documented decision-making process: Partial (1 point)
- Accessibility of meeting minutes: Not Available (0 points)
- Source: [TUXEDO Computers GitHub](#)
- Note: Some decisions visible through GitHub, but formal processes not clearly documented.

### **3. Economic Transparency: 2/4**

- Publication of financial statements: Partial (1 point)
- Detail of financial statements: Minimal (1 point)
- Source: [Bundesanzeiger \(German Federal Gazette\)](#)
- Note: As a German GmbH, basic financial information is publicly filed, but detailed OS-specific financials not available.

### **4. Economic Accessibility: 1/4**

- Access to financial reports: Limited (1 point)
- Ease of access: Difficult (0 points)
- Note: General company financials accessible through official German channels, but require effort to obtain.

### **5. Source Code Accessibility: 4/4**

- Availability of source code: Public (2 points)
- Ease of access to source code: Easy (2 points)
- Source: [TUXEDO OS GitHub Repository](#)
- Note: Source code is fully available and easily accessible on GitHub.

### **6. Public Roadmap Availability: 1/3**

- Public roadmap: Partial (1 point)
- Detail of roadmap: Minimal (0 points)
- Source: [TUXEDO OS Page](#)
- Note: Limited information about future plans and releases.

### **7. Transparency in Code Review Processes: 2/3**

- Documentation of review processes: Partial (1 point)
- Transparency of review processes: High (1 point)

- Source: [TUXEDO OS GitHub Pull Requests](#)
- Note: Code review processes are visible through GitHub, but formal documentation is limited.

## 8. Community Participation in Development: 2/4

- Number of active contributors: Low (0 points)
- Accessibility to development processes: Easy (2 points)
- Source: [TUXEDO OS GitHub Contributors](#)
- Note: The project is open to contributions, but the core development team seems small.

## 9. Impact of Governance Structure on Transparency: 5/6

- Centralization of decision-making power: Partially centralized (1 point)
- Control and balance mechanisms: Strong (2 points)
- Influence of commercial entities on governance: Moderate (2 points)
- Note: While TUXEDO Computers has significant influence, they operate within the open-source framework.

### Calculation of Total Score

1. Governance Transparency: 1/3
2. Decision Making Transparency: 1/3
3. Economic Transparency: 2/4
4. Economic Accessibility: 1/4
5. Source Code Accessibility: 4/4
6. Public Roadmap Availability: 1/3
7. Transparency in Code Review Processes: 2/3
8. Community Participation in Development: 2/4
9. Impact of Governance Structure on Transparency: 5/6

**Total score: 19/34**

**Normalized score:  $(19 / 34) * 100 = 55.88$**

**Final evaluation of TUXEDO OS: 55.88/100**

## Concluding Analysis

TUXEDO OS demonstrates a moderate level of transparency across the evaluated areas:

### Strengths:

- Excellent accessibility of source code through GitHub.
- Open development process with visible code reviews and discussions.
- Some level of economic transparency due to German corporate reporting requirements.
- Strong control and balance mechanisms within the open-source framework.

### Areas for improvement:

- More detailed governance documentation specific to the OS project.
- Increased transparency in decision-making processes for OS development.
- More detailed public roadmap for future OS developments.
- Expansion of the contributor base and community involvement in OS development.
- Clearer separation of OS project financials from overall company financials.

The score of 55.88/100 reflects TUXEDO OS's strong points in open-source development practices and corporate transparency, balanced against areas needing improvement in project-specific governance and community

involvement. As a distribution developed by a commercial entity, TUXEDO OS benefits from corporate structure while facing challenges in separating project governance from company management. To improve its transparency score, the project could benefit from implementing more formal documentation of its OS-specific governance, decision-making processes, and financial management.

DTI Score: 52.78/100

## Detailed Evaluation

### 1. Governance Transparency: 0/3

- Availability of governance documents: Partial (0 points)
- Detail of governance documents: Minimal (0 points)
- Source: Void Linux Website
- Note: While some information is available, there's no comprehensive governance document.

### 2. Decision Making Transparency: 0/3

- Documented decision-making process: Partial (0 points)
- Accessibility of meeting minutes: Not Available (0 points)
- Source: Void Linux GitHub
- Note: Decision-making processes are often inferred from GitHub discussions, but not formally documented.

### 3. Economic Transparency: 0/4

- Publication of financial statements: Not Published (0 points)
- Detail of financial statements: Minimal (0 points)
- Note: Financial information is limited to donation options on the website.

### 4. Economic Accessibility: 0/4

- Access to financial reports: Not Available (0 points)
- Ease of access: Difficult (0 points)
- Note: Financial information beyond donation options is not easily obtainable.

### 5. Source Code Accessibility: 4/4

- Availability of source code: Public (2 points)
- Ease of access to source code: Easy (2 points)
- Source: Void Linux GitHub Repositories
- Note: The source code is easily accessible through GitHub and package repositories.

### 6. Development Transparency: 5/5

- Transparency of continuous development process: High (3 points)
- Accessibility to information on upcoming updates: Easy (2 points)
- Source: Void Linux News and GitHub Activity
- Note: Regular updates on development progress are provided through the news section and GitHub activity.

### 7. Transparency in Code Review Processes: 3/3

- Documentation of review processes: Yes (1 point)
- Transparency of review processes: High (2 points)
- Source: Void Linux Contributing Guidelines
- Note: Code review processes are public and can be observed on GitHub pull requests.

## 8. Community Participation in Development: 3/4

- Number of active contributors: Moderate (1 point)
- Accessibility to development processes: Easy (2 points)
- Source: Void Linux GitHub Contributors
- Note: Community participation is encouraged, with clear contributing guidelines and active GitHub repositories.

## 9. Impact of Governance Structure on Transparency: 4/6

- Centralization of decision-making power: Partially centralized (1 point)
- Control and balance mechanisms: Moderate (1 point)
- Influence of commercial entities on governance: Minimal (2 points)
- Note: While there's a core team, community input is valued in decision-making. Community feedback plays a role, but formal mechanisms are not clearly defined.

### Calculation of Total Score

1. Governance Transparency: 0/3
2. Decision Making Transparency: 0/3
3. Economic Transparency: 0/4
4. Economic Accessibility: 0/4
5. Source Code Accessibility: 4/4
6. Development Transparency (rolling release): 5/5
7. Transparency in Code Review Processes: 3/3
8. Community Participation in Development: 3/4
9. Impact of Governance Structure on Transparency: 4/6

**Total score: 19/36**

**Normalized score:  $(19 / 36) * 100 = 52.78$**

**Final evaluation of Void Linux: 52.78/100**

## Concluding Analysis

Void Linux demonstrates varying levels of transparency and accessibility across the evaluated areas:

### Strengths:

- Excellent accessibility of source code.
- High transparency in the continuous development process.
- Strong transparency in code review processes.
- Minimal commercial influence and good community participation.

### Areas for improvement:

- Formal governance documentation and transparency in decision-making processes.
- Economic transparency and accessibility of financial information.
- More structured documentation of control and balance mechanisms in governance.

The score of 52.78/100 reflects Void Linux's mixed approach to transparency and openness. While it performs exceptionally well in areas related to technical development and community involvement, there are significant areas for improvement, particularly in formal governance documentation and economic transparency.

It's important to note that Void Linux, as an independent, community-driven project, may prioritize technical excellence and community engagement over formal governance structures. The project's focus on providing a

stable rolling release distribution may sometimes take precedence over governance formalities, which is reflected in this evaluation.

DTI Score: 50/100

## Detailed Evaluation

### 1. Governance Transparency: 2/3

- Availability of governance documents: Partial (1 point)
- Detail of governance documents: Moderate (1 point)
- Source: [Kali Linux Documentation - Policies](#)
- Note: While there is information about the project's policies, comprehensive governance documentation is limited.

### 2. Decision Making Transparency: 1/3

- Documented decision-making process: Partial (1 point)
- Accessibility of meeting minutes: Not Available (0 points)
- Source: [Kali Linux Blog](#)
- Note: Major decisions are often discussed in blog posts, but formal meeting minutes are not published.

### 3. Economic Transparency: 0/4

- Publication of financial statements: Not Available (0 points)
- Detail of financial statements: Not Available (0 points)
- Source: No specific financial transparency page found
- Note: Kali Linux is developed by Offensive Security, a private company, and detailed financial information is not publicly available.

### 4. Economic Accessibility: 0/4

- Access to financial reports: Not Available (0 points)
- Ease of access: Difficult (0 points)
- Note: Financial information related to Kali Linux development is not publicly accessible.

### 5. Source Code Accessibility: 4/4

- Availability of source code: Public (2 points)
- Ease of access to source code: Easy (2 points)
- Source: [Kali Linux GitLab](#)
- Note: The source code is fully available and easily accessible through GitLab repositories.

### 6. Public Roadmap Availability: 2/3

- Public roadmap: Yes (1 point)
- Detail of roadmap: Moderate (1 point)
- Source: [Kali Linux Release Cycle](#)
- Note: While release information is available, long-term roadmaps could be more detailed.

### 7. Transparency in Code Review Processes: 3/3

- Documentation of review processes: Yes (1 point)
- Transparency of review processes: High (2 points)



- Source: [Kali Linux Development](#)
- Note: Code review processes are documented and can be observed on GitLab.

## 8. Community Participation in Development: 4/4

- Number of active contributors: High (2 points)
- Accessibility to development processes: Easy (2 points)
- Source: [Kali Linux Community](#)
- Note: Kali Linux has a strong community of contributors and clear guidelines for participation.

## 9. Impact of Governance Structure on Transparency: 1/6

- Centralization of decision-making power: Centralized (0 points)
- Control and balance mechanisms: Minimal (0 points)
- Influence of commercial entities on governance: Significant (1 point)
- Note: Offensive Security has a significant influence on the project's governance. While open-source principles are maintained, there's limited information on decentralized decision-making or control mechanisms.

1. Governance Transparency: 2/3
2. Decision Making Transparency: 1/3
3. Economic Transparency: 0/4
4. Economic Accessibility: 0/4
5. Source Code Accessibility: 4/4
6. Public Roadmap Availability: 2/3
7. Transparency in Code Review Processes: 3/3
8. Community Participation in Development: 4/4
9. Impact of Governance Structure on Transparency: 1/6

**Total score: 17/34**

**Normalized score:  $(17 / 34) * 100 = 50.00$**

## Concluding Analysis

Kali Linux demonstrates a mixed level of transparency across the evaluated areas:

### Strengths:

- Excellent accessibility of source code.
- High transparency in code review processes.
- Strong community participation in development.
- Clear release cycle and partial roadmap availability.

### Areas for improvement:

- More comprehensive governance documentation.
- Increased transparency in decision-making processes, including publication of meeting minutes if applicable.
- Economic transparency is a significant area for improvement, though this is complicated by Kali's relationship with Offensive Security.
- More detailed long-term public roadmaps.
- Clearer information on control and balance mechanisms within the project's governance structure.

The revised score of 52.94/100 reflects Kali Linux's strengths in open-source development and community engagement, balanced against significant areas needing improvement, particularly in economic transparency and governance structures. As a distribution focused on security and penetration testing, Kali Linux prioritizes technical excellence and community involvement, which is evident in its high scores for source code accessibility and community participation.

The project's close association with Offensive Security, while providing valuable resources and direction, also introduces challenges in terms of transparency, particularly in governance and financial aspects. Despite these challenges, Kali Linux maintains a moderate level of overall transparency, particularly in areas directly related to its technical development and community interaction.

DTI Score: 50/100

## 1. Governance Transparency

- Availability of governance documents: Yes (1 point)
  - Source: [Ubuntu Governance](#)
- Detail of governance documents: Partial (1 point)
  - While Ubuntu provides information about its governance structure, some aspects of decision-making are less transparent due to Canonical's influence.

Subtotal: 2/3

## 2. Decision Making Transparency

- Documented decision-making process: Partial (0 points)
  - Source: [Ubuntu Technical Board](#)
  - While some processes are documented, key decisions often involve Canonical in ways that are not fully transparent.
- Accessibility of meeting minutes: Public (2 points)
  - Source: [Ubuntu Community Hub](#)

Subtotal: 2/3

## 3. Economic Transparency

- Publication of financial statements: Not published (0 points)
  - Canonical, as a private company, does not publish detailed financial statements specific to Ubuntu.
- Detail of financial statements: Minimal (0 points)
  - Financial details specific to Ubuntu are not publicly available.

Subtotal: 0/4

## 4. Economic Accessibility

- Access to financial reports: Not available (0 points)
  - Detailed financial reports for Ubuntu are not publicly accessible.
- Ease of access: Difficult (0 points)
  - Financial information specific to Ubuntu is not easily obtainable.

Subtotal: 0/4

## 5. Source Code Accessibility

- Availability of source code: Public (2 points)
  - Source: [Ubuntu Package Search](#)
- Ease of access to source code: Easy (2 points)
  - The source code is easily accessible through Ubuntu's package repositories.

Subtotal: 4/4

## 6. Public Roadmap Availability (for periodic releases)

- Public roadmap: Yes (1 point)
  - Source: [Ubuntu Release Cycle](#)
- Detail of roadmap: Detailed (2 points)
  - Ubuntu provides detailed information about upcoming releases and development goals.

Subtotal: 3/3

## 7. Transparency in Code Review Processes

- Documentation of review processes: Yes (1 point)
  - Source: [Ubuntu Development](#)
- Transparency of review processes: Moderate (1 point)
  - While many processes are transparent, some aspects of development may be less visible due to Canonical's involvement.

Subtotal: 2/3

## 8. Community Participation in Development

- Number of active contributors: High (2 points)
  - Source: [Ubuntu Contributors](#)
- Accessibility to development processes: Moderate (1 point)
  - Ubuntu offers resources for contributors, but some key development decisions may be less accessible.

Subtotal: 3/4

## 9. Impact of Governance Structure on Transparency

- Centralization of decision-making power: Highly centralized (0 points)
  - Canonical and Mark Shuttleworth have significant influence over key decisions.
- Control and balance mechanisms: Moderate (1 point)
  - Community councils exist, but Canonical's influence is substantial.
- Influence of commercial entities on governance: Significant (0 points)
  - Canonical, a private company, has a strong influence on Ubuntu's direction and governance.

Subtotal: 1/6

## Calculation of Total Score

1. Governance Transparency: 2/3
2. Decision Making Transparency: 2/3
3. Economic Transparency: 0/4
4. Economic Accessibility: 0/4
5. Source Code Accessibility: 4/4
6. Public Roadmap Availability: 3/3
7. Transparency in Code Review Processes: 2/3
8. Community Participation in Development: 3/4
9. Impact of Governance Structure on Transparency: 1/6

Total score: 17/34

Normalized score:  $(17 / 34) * 100 = 50.00$

Final evaluation of Ubuntu: 50.00/100

## Concluding Analysis

Ubuntu demonstrates varying levels of transparency and accessibility across the evaluated areas:

Strengths:

1. Excellent accessibility of source code.
2. Detailed public roadmap for releases.
3. Strong community participation, despite some limitations.

Areas for improvement:

1. Economic transparency is significantly lacking due to Canonical's private status.
2. The governance structure is heavily influenced by Canonical, reducing overall transparency.
3. Decision-making processes could be more transparent, especially regarding Canonical's role.

The score of 50.00/100 reflects Ubuntu's mixed approach to transparency and openness. While Ubuntu excels in some areas like source code accessibility and release planning, it faces challenges in others, particularly in economic transparency and governance independence from Canonical.

It's important to note that Ubuntu's relationship with Canonical presents both advantages and disadvantages. While it provides stability and resources for development, it also introduces complexities in terms of transparency and community-driven decision-making. Despite these challenges, Ubuntu maintains a significant community presence and continues to be one of the most popular Linux distributions.

# 16 EndeavourOS

## 1. Governance Transparency

- Availability of governance documents: Partial (0 points)
  - Source: [EndeavourOS Website](#)
  - While some information is available, there's no comprehensive governance document.
- Detail of governance documents: Minimal (0 points)
  - The governance structure is not explicitly detailed in official documents.

Subtotal: 0/3

## 2. Decision Making Transparency

- Documented decision-making process: Partial (0 points)
  - Source: [EndeavourOS Forum](#)
  - Decision-making processes are often discussed in forums, but not formally documented.
- Accessibility of meeting minutes: Not Available (0 points)
  - Formal meeting minutes are not publicly available.

Subtotal: 0/3

## 3. Economic Transparency

- Publication of financial statements: Not Published (0 points)
  - Detailed financial statements are not publicly available.
- Detail of financial statements: Minimal (0 points)
  - Financial information is limited to donation options on the website.

Subtotal: 0/4

## 4. Economic Accessibility

- Access to financial reports: Not Available (0 points)
  - Detailed financial reports are not publicly accessible.
- Ease of access: Difficult (0 points)
  - Financial information beyond donation options is not easily obtainable.

Subtotal: 0/4

## 5. Source Code Accessibility

- Availability of source code: Public (2 points)
  - Source: [EndeavourOS GitHub](#)
- Ease of access to source code: Easy (2 points)
  - The source code is easily accessible through GitHub and Arch repositories.

Subtotal: 4/4

## 6. Development Transparency (for rolling release)

- Transparency of continuous development process: High (3 points)



- Source: [EndeavourOS News](#)
- Regular updates on development progress are provided through the news section and forums.
- Accessibility to information on upcoming updates: Easy (2 points)
  - Information about updates is readily available on the website and forums.

Subtotal: 5/5

## 7. Transparency in Code Review Processes

- Documentation of review processes: Partial (0 points)
  - Formal documentation of code review processes is limited.
- Transparency of review processes: Moderate (1 point)
  - Some review discussions occur in public forums, but the process is not fully transparent.

Subtotal: 1/3

## 8. Community Participation in Development

- Number of active contributors: Moderate (1 point)
  - Source: [EndeavourOS Community](#)
- Accessibility to development processes: Easy (2 points)
  - Community participation is strongly encouraged, with active forums and contribution guidelines.

Subtotal: 3/4

## 9. Impact of Governance Structure on Transparency

- Centralization of decision-making power: Partially centralized (1 point)
  - While there's a core team, community input is valued in decision-making.
- Control and balance mechanisms: Moderate (1 point)
  - Community feedback plays a role, but formal mechanisms are not clearly defined.
- Influence of commercial entities on governance: Minimal (2 points)
  - EndeavourOS is community-driven with minimal direct commercial influence.

Subtotal: 4/6

## Calculation of Total Score

1. Governance Transparency: 0/3
2. Decision Making Transparency: 0/3
3. Economic Transparency: 0/4
4. Economic Accessibility: 0/4
5. Source Code Accessibility: 4/4
6. Development Transparency: 5/5
7. Transparency in Code Review Processes: 1/3
8. Community Participation in Development: 3/4
9. Impact of Governance Structure on Transparency: 4/6

Total score: 17/36

Normalized score:  $(17 / 36) * 100 = 47.22$

Final evaluation of EndeavourOS: 47.22/100

## Concluding Analysis

EndeavourOS demonstrates varying levels of transparency and accessibility across the evaluated areas:

Strengths:

1. Excellent accessibility of source code.
2. High transparency in the continuous development process.
3. Strong community participation and minimal commercial influence.

Areas for improvement:

1. Formal governance documentation and transparency in decision-making processes.
2. Economic transparency and accessibility of financial information.
3. More structured and transparent code review processes.
4. Establishment of formal control and balance mechanisms in governance.

The score of 47.22/100 reflects EndeavourOS's mixed approach to transparency and openness. While it performs well in areas like source code accessibility and development transparency, there are significant areas for improvement, particularly in governance documentation, economic transparency, and formalized processes.

It's important to note that EndeavourOS, as a relatively new and community-driven project, may prioritize rapid development and community engagement over formal governance structures. The project's focus on providing a user-friendly Arch-based experience may sometimes take precedence over governance formalities, which is reflected in this evaluation.



DTI Score: 41.18/100

## Detailed Evaluation

### 1. Governance Transparency: 0/3

- Availability of governance documents: Partial (0 points)
- Detail of governance documents: Minimal (0 points)
- Source: [elementary OS GitHub](#)
- Note: While some information is available, there's no comprehensive governance document. The governance structure is not explicitly detailed in official documents.

### 2. Decision Making Transparency: 0/3

- Documented decision-making process: Partial (0 points)
- Accessibility of meeting minutes: Not Available (0 points)
- Source: [elementary Blog](#)
- Note: Decision-making processes are sometimes discussed in blog posts, but not formally documented. Formal meeting minutes are not publicly available.

### 3. Economic Transparency: 0/4

- Publication of financial statements: Not Available (0 points)
- Detail of financial statements: Not Available (0 points)
- Source: No specific transparency page found
- Note: After thorough review, no comprehensive financial information or statements were found publicly available.

### 4. Economic Accessibility: 0/4

- Access to financial reports: Not Available (0 points)
- Ease of access: Difficult (0 points)
- Note: Detailed financial information is not publicly accessible.

### 5. Source Code Accessibility: 4/4

- Availability of source code: Public (2 points)
- Ease of access to source code: Easy (2 points)
- Source: [elementary GitHub](#)
- Note: The source code is easily accessible through GitHub repositories.

### 6. Public Roadmap Availability: 0/3

- Public roadmap: Partial (0 points)
- Detail of roadmap: Minimal (0 points)
- Source: [elementary OS Releases](#)
- Note: Release information is available, but there's no formal long-term roadmap. Long-term development goals are not clearly outlined.

## 7. Transparency in Code Review Processes: 3/3

- Documentation of review processes: Yes (1 point)
- Transparency of review processes: High (2 points)
- Source: [elementary Developer Guide](#)
- Note: Code review processes are public and can be observed on GitHub pull requests.

## 8. Community Participation in Development: 4/4

- Number of active contributors: High (2 points)
- Accessibility to development processes: Easy (2 points)
- Source: [elementary GitHub Contributors](#)
- Note: elementary OS provides comprehensive documentation for contributors and encourages participation.

## 9. Impact of Governance Structure on Transparency: 3/6

- Centralization of decision-making power: Partially centralized (1 point)
- Control and balance mechanisms: Moderate (1 point)
- Influence of commercial entities on governance: Moderate (1 point)
- Note: While community input is valued, key decisions seem to be made by a core team. Some control mechanisms exist through open-source practices, but formal structures are not clearly defined. elementary, Inc. has influence, but the project maintains open-source principles.

### Calculation of Total Score

1. Governance Transparency: 0/3
2. Decision Making Transparency: 0/3
3. Economic Transparency: 0/4
4. Economic Accessibility: 0/4
5. Source Code Accessibility: 4/4
6. Public Roadmap Availability: 0/3
7. Transparency in Code Review Processes: 3/3
8. Community Participation in Development: 4/4
9. Impact of Governance Structure on Transparency: 3/6

Total score: 14/34

Normalized score:  $(14 / 34) * 100 = 41.18$

Final evaluation of elementary OS: 41.18/100

### Concluding Analysis

elementary OS demonstrates varying levels of transparency and accessibility across the evaluated areas:

#### Strengths:

- Excellent accessibility of source code.
- High transparency in code review processes.
- Strong community participation in development.

## Areas for improvement:

- Formal governance documentation and transparency in decision-making processes.
- Economic transparency and accessibility of financial information.
- Development of a public long-term roadmap.
- Clearer definition of control and balance mechanisms in governance.

The score of 47.06/100 reflects elementary OS's mixed approach to transparency and openness. While it performs exceptionally well in areas related to technical development and community involvement, there are significant areas for improvement, particularly in formal governance documentation and economic transparency.

It's important to note that elementary OS, as a project focused on design and user experience, may prioritize these aspects over formal governance structures and financial transparency. The project's emphasis on creating a cohesive and polished desktop environment may sometimes take precedence over these aspects, which is reflected in this evaluation.

DTI Score: 35.29/100

## 1. Governance Transparency

- Availability of governance documents: Partial (0 points)
  - Source: [Solus Project](#)
  - While some information is available, there's no comprehensive governance document.
- Detail of governance documents: Minimal (0 points)
  - The governance structure is not explicitly detailed in official documents.

Subtotal: 0/3

## 2. Decision Making Transparency

- Documented decision-making process: Partial (0 points)
  - Source: [Solus Forums](#)
  - Decision-making processes are sometimes discussed in forums, but not formally documented.
- Accessibility of meeting minutes: Not Available (0 points)
  - Formal meeting minutes are not publicly available.

Subtotal: 0/3

## 3. Economic Transparency

- Publication of financial statements: Not Published (0 points)
  - Detailed financial statements are not publicly available.
- Detail of financial statements: Minimal (0 points)
  - Financial information is limited to donation options on the website.

Subtotal: 0/4

## 4. Economic Accessibility

- Access to financial reports: Not Available (0 points)
  - Detailed financial reports are not publicly accessible.
- Ease of access: Difficult (0 points)
  - Financial information beyond donation options is not easily obtainable.

Subtotal: 0/4

## 5. Source Code Accessibility

- Availability of source code: Public (2 points)
  - Source: [Solus GitLab](#)
- Ease of access to source code: Easy (2 points)
  - The source code is easily accessible through GitLab repositories.

Subtotal: 4/4

## 6. Public Roadmap Availability (for periodic releases)

- Public roadmap: Partial (0 points)
  - Source: [Solus Blog](#)
  - Release information is available, but there's no formal long-term roadmap.
- Detail of roadmap: Minimal (0 points)
  - Long-term development goals are not clearly outlined.

Subtotal: 0/3

## 7. Transparency in Code Review Processes

- Documentation of review processes: Yes (1 point)
  - Source: [Solus Developer Portal](#)
- Transparency of review processes: High (2 points)
  - Code review processes are public and can be observed on GitLab merge requests.

Subtotal: 3/3

## 8. Community Participation in Development

- Number of active contributors: Moderate (1 point)
  - Source: [Solus GitLab Contributors](#)
- Accessibility to development processes: Moderate (1 point)
  - Community participation is encouraged, but the development process is not extensively documented.

Subtotal: 2/4

## 9. Impact of Governance Structure on Transparency

- Centralization of decision-making power: Partially centralized (1 point)
  - While community input is valued, key decisions seem to be made by a small core team.
- Control and balance mechanisms: Weak (0 points)
  - Formal control and balance mechanisms are not clearly defined.
- Influence of commercial entities on governance: Minimal (2 points)
  - Solus is community-driven with minimal direct commercial influence.

Subtotal: 3/6

## Calculation of Total Score

1. Governance Transparency: 0/3
2. Decision Making Transparency: 0/3
3. Economic Transparency: 0/4
4. Economic Accessibility: 0/4
5. Source Code Accessibility: 4/4
6. Public Roadmap Availability: 0/3
7. Transparency in Code Review Processes: 3/3
8. Community Participation in Development: 2/4
9. Impact of Governance Structure on Transparency: 3/6

Total score: 12/34



Normalized score:  $(12 / 34) * 100 = 35.29$

Final evaluation of Solus OS:

## Concluding Analysis

Solus OS demonstrates varying levels of transparency and accessibility across the evaluated areas:

Strengths:

1. Excellent accessibility of source code.
2. High transparency in code review processes.
3. Minimal commercial influence on governance.
4. Moderate community participation in development.

Areas for improvement:

1. Formal governance documentation and transparency in decision-making processes.
2. Economic transparency and accessibility of financial information.
3. Development of a public roadmap and more structured long-term planning.
4. Establishment of formal control and balance mechanisms in governance.

The score of 35.29/100 reflects Solus OS's limited formal transparency structures. While Solus performs well in source code accessibility and code review processes, there are significant areas for improvement across most evaluation criteria.

It's important to note that Solus, as an independently developed distribution with its own package management system and desktop environment, may prioritize technical development and innovation over formal governance and transparency structures. The project's focus on providing a unique, user-friendly experience may sometimes take precedence over governance formalities, which is reflected in this evaluation.

DTI Score: 33.33/100

## Why the Puppy's bonus?

*Organisation Structure: There isn't any. Puppy Team's page*

I have analyzed many small distributions and have noticed that they often lack structure. Many of them provide sparse information or have scattered and insufficient details. However, Puppy Linux, in its "About" page, says everything clearly and puts the user in a position of awareness. Everything is very simple and direct: objectives, organization (explicitly stated as lacking), and the main developers. This scenario conveyed a strong sense of awareness to me, but obviously, it did not meet the criteria I set for the pattern to be applied rigidly to all distributions. Therefore, I decided to make an exception because exceptions prove the rule. Puppy Linux should be the model for all small and emerging projects that neither can nor want to create a foundation to manage economic data, nor dream of establishing a constitution. You don't have to be big to be transparent, and often transparency transcends mere algorithms.

## Detailed Evaluation

### 1. Governance Transparency: 0/3

- Availability of governance documents: Partial (0 points)
  - Limited formal governance documentation available
- Detail of governance documents: Minimal (0 points)
  - Governance structure not explicitly detailed

### 2. Decision Making Transparency: 0/3

- Documented decision-making process: Partial (0 points)
  - Decision-making processes not formally documented
- Accessibility of meeting minutes: Not Available (0 points)
  - Formal meeting minutes not publicly available

### 3. Economic Transparency: 0/4

- Publication of financial statements: Not Published (0 points)
  - No detailed financial statements publicly available
- Detail of financial statements: Minimal (0 points)
  - Limited financial information provided

### 4. Economic Accessibility: 0/4

- Access to financial reports: Not Available (0 points)
  - Detailed financial reports not publicly accessible
- Ease of access: Difficult (0 points)
  - Financial information not easily obtainable

### 5. Source Code Accessibility: 3/4

- Availability of source code: Public (2 points)
  - Source code available through various repositories

- Ease of access to source code: Moderate (1 point)
  - Some source code easily accessible, but not centralized

## 6. Development Transparency (for rolling release): 3/5

- Transparency of continuous development process: Moderate (2 points)
  - Updates on development provided, but not consistently
- Accessibility to information on upcoming updates: Moderate (1 point)
  - Some information available, but not always comprehensive

## 7. Transparency in Code Review Processes: 1/3

- Documentation of review processes: Partial (0 points)
  - Limited formal documentation of code review processes
- Transparency of review processes: Moderate (1 point)
  - Some review discussions occur in public forums

## 8. Community Participation in Development: 2/4

- Number of active contributors: Moderate (1 point)
  - Active community, but smaller than some larger distributions
- Accessibility to development processes: Moderate (1 point)
  - Community participation encouraged, but processes not extensively documented

## 9. Impact of Governance Structure on Transparency: 3/6

- Centralization of decision-making power: Partially centralized (1 point)
  - Core team leads development, but community input is valued
- Control and balance mechanisms: Weak (0 points)
  - Formal control and balance mechanisms not clearly defined
- Influence of commercial entities on governance: Minimal (2 points)
  - Puppy Linux is primarily community-driven

### Calculation of Total Score

1. Governance Transparency: 0/3
2. Decision Making Transparency: 0/3
3. Economic Transparency: 0/4
4. Economic Accessibility: 0/4
5. Source Code Accessibility: 3/4
6. Development Transparency: 3/5
7. Transparency in Code Review Processes: 1/3
8. Community Participation in Development: 2/4
9. Impact of Governance Structure on Transparency: 3/6

**Total score: 12/36**

**Normalized score:  $(12 / 36) * 100 = 33.33$**

**Final evaluation of Puppy Linux: 33.33/100**



## Concluding Analysis

Puppy Linux demonstrates strengths in source code accessibility and community-driven development, but has significant areas for improvement in formal governance structures and economic transparency. Its focus on being a lightweight, user-friendly distribution may take precedence over establishing formal transparency structures. The project's informal nature contributes to its flexibility but also results in lower scores in areas requiring formal documentation and processes.

### Strengths:

- Public availability of source code
- Community-driven development with minimal commercial influence
- Moderate transparency in the development process

### Areas for Improvement:

- Formal governance documentation and transparency in decision-making processes
- Economic transparency and accessibility of financial information
- More structured code review processes and documentation
- Enhanced documentation of development processes to encourage broader community participation

The score of 33.33/100 reflects Puppy Linux's informal, community-driven nature, which prioritizes practical development over formal governance structures. While this approach allows for agility in development, it results in lower transparency scores in our evaluation framework.

## 1. Governance Transparency

- Availability of governance documents: Partial (0 points)
  - Source: [Manjaro Team](#)
  - While some information about the team is available, there's no comprehensive governance document.
- Detail of governance documents: Minimal (0 points)
  - The governance structure is not explicitly detailed in official documents.

Subtotal: 0/3

## 2. Decision Making Transparency

- Documented decision-making process: Partial (0 points)
  - Source: [Manjaro Forum](#)
  - Decision-making processes are sometimes discussed in forums, but not formally documented.
- Accessibility of meeting minutes: Not Available (0 points)
  - Formal meeting minutes are not publicly available.

Subtotal: 0/3

## 3. Economic Transparency

- Publication of financial statements: Not Published (0 points)
  - Detailed financial statements are not publicly available.
- Detail of financial statements: Minimal (0 points)
  - Financial information related to Manjaro development is not provided.

Subtotal: 0/4

## 4. Economic Accessibility

- Access to financial reports: Not Available (0 points)
  - Financial reports are not publicly accessible.
- Ease of access: Difficult (0 points)
  - Financial information is not easily obtainable.

Subtotal: 0/4

## 5. Source Code Accessibility

- Availability of source code: Public (2 points)
  - Source: [Manjaro GitLab](#)
- Ease of access to source code: Easy (2 points)
  - The source code is easily accessible through GitLab repositories.

Subtotal: 4/4

## 6. Public Roadmap Availability (for rolling release)

- Transparency of continuous development process: Moderate (2 points)
  - Source: [Manjaro News](#)
  - Regular updates on development progress are provided, but not in a structured roadmap format.
- Accessibility to information on upcoming updates: Moderate (1 point)
  - Information about updates is available, but not always comprehensive or easy to find.

Subtotal: 3/5

## 7. Transparency in Code Review Processes

- Documentation of review processes: Partial (0 points)
  - Formal documentation of code review processes is limited.
- Transparency of review processes: Moderate (1 point)
  - Some review discussions occur in public forums and GitLab, but the process is not fully transparent.

Subtotal: 1/3

## 8. Community Participation in Development

- Number of active contributors: Moderate (1 point)
  - Source: [Manjaro GitLab Contributors](#)
- Accessibility to development processes: Moderate (1 point)
  - Community participation is encouraged, but the development process is not extensively documented.

Subtotal: 2/4

## 9. Impact of Governance Structure on Transparency

- Centralization of decision-making power: Partially centralized (1 point)
  - While community input is valued, key decisions seem to be made by a core team.
- Control and balance mechanisms: Weak (0 points)
  - Formal control and balance mechanisms are not clearly defined.
- Influence of commercial entities on governance: Moderate (1 point)
  - Manjaro GmbH & Co. KG has influence, but the project maintains some community-driven aspects.

Subtotal: 2/6

## Calculation of Total Score

1. Governance Transparency: 0/3
2. Decision Making Transparency: 0/3
3. Economic Transparency: 0/4
4. Economic Accessibility: 0/4
5. Source Code Accessibility: 4/4
6. Public Roadmap Availability: 3/5
7. Transparency in Code Review Processes: 1/3
8. Community Participation in Development: 2/4
9. Impact of Governance Structure on Transparency: 2/6

Total score: 12/36

Normalized score:  $(12 / 36) * 100 = 33.33$

Final evaluation of Manjaro: 33.33/100

## Concluding Analysis

Manjaro demonstrates varying levels of transparency and accessibility across the evaluated areas:

Strengths:

1. Excellent accessibility of source code.
2. Moderate transparency in the continuous development process.
3. Some level of community participation in development.

Areas for improvement:

1. Formal governance documentation and transparency in decision-making processes.
2. Economic transparency and accessibility of financial information.
3. More structured and transparent code review processes.
4. Clearer definition of control and balance mechanisms in governance.
5. Reducing the influence of commercial aspects on governance or providing more transparency about this relationship.

The score of 33.33/100 reflects Manjaro's limited formal transparency structures. While Manjaro performs well in source code accessibility and has some strengths in development transparency, there are significant areas for improvement across most evaluation criteria.

It's important to note that Manjaro, as a project focused on providing a user-friendly Arch-based experience, may prioritize user experience and stability over formal governance and transparency structures. The project's recent transition to a more commercial structure (Manjaro GmbH & Co. KG) may also impact its transparency practices, which is reflected in this evaluation.

DTI Score: 32.35/100

## 1. Governance Transparency

- Availability of governance documents: Partial (0 points)
  - Source: [MX Linux About](#)
  - While some information about the team is available, there's no comprehensive governance document.
- Detail of governance documents: Minimal (0 points)
  - The governance structure is not explicitly detailed in official documents.

Subtotal: 0/3

## 2. Decision Making Transparency

- Documented decision-making process: Partial (0 points)
  - Source: [MX Linux Forum](#)
  - Decision-making processes are sometimes discussed in forums, but not formally documented.
- Accessibility of meeting minutes: Not Available (0 points)
  - Formal meeting minutes are not publicly available.

Subtotal: 0/3

## 3. Economic Transparency

- Publication of financial statements: Not Published (0 points)
  - Detailed financial statements are not publicly available.
- Detail of financial statements: Minimal (0 points)
  - Financial information related to MX Linux development is not provided.

Subtotal: 0/4

## 4. Economic Accessibility

- Access to financial reports: Not Available (0 points)
  - Financial reports are not publicly accessible.
- Ease of access: Difficult (0 points)
  - Financial information is not easily obtainable.

Subtotal: 0/4

## 5. Source Code Accessibility

- Availability of source code: Public (2 points)
  - Source: [MX Linux GitHub](#)
- Ease of access to source code: Easy (2 points)
  - The source code is easily accessible through GitHub repositories.

Subtotal: 4/4

## 6. Public Roadmap Availability (for periodic releases)

- Public roadmap: Partial (0 points)
  - Source: [MX Linux News](#)
  - Release information is available, but there's no formal long-term roadmap.
- Detail of roadmap: Minimal (0 points)
  - Long-term development goals are not clearly outlined.

Subtotal: 0/3

## 7. Transparency in Code Review Processes

- Documentation of review processes: Partial (0 points)
  - Formal documentation of code review processes is limited.
- Transparency of review processes: Moderate (1 point)
  - Some review discussions occur in public forums and GitHub, but the process is not fully transparent.

Subtotal: 1/3

## 8. Community Participation in Development

- Number of active contributors: Moderate (1 point)
  - Source: [MX Linux GitHub Contributors](#)
- Accessibility to development processes: Moderate (1 point)
  - Community participation is encouraged, but the development process is not extensively documented.

Subtotal: 2/4

## 9. Impact of Governance Structure on Transparency

- Centralization of decision-making power: Partially decentralized (1 point)
  - MX Linux is a community project with input from MEPIS and antiX communities.
- Control and balance mechanisms: Moderate (1 point)
  - Some balance exists due to the collaborative nature of the project, but formal mechanisms are not clearly defined.
- Influence of commercial entities on governance: Minimal (2 points)
  - MX Linux appears to be primarily community-driven with minimal commercial influence.

Subtotal: 4/6

## Calculation of Total Score

1. Governance Transparency: 0/3
2. Decision Making Transparency: 0/3
3. Economic Transparency: 0/4
4. Economic Accessibility: 0/4
5. Source Code Accessibility: 4/4
6. Public Roadmap Availability: 0/3
7. Transparency in Code Review Processes: 1/3
8. Community Participation in Development: 2/4
9. Impact of Governance Structure on Transparency: 4/6



Total score: 11/34

Normalized score:  $(11 / 34) * 100 = 32.35$

Final evaluation of MX Linux: 32.35/100

## Concluding Analysis

MX Linux demonstrates varying levels of transparency and accessibility across the evaluated areas:

Strengths:

1. Excellent accessibility of source code.
2. Minimal commercial influence on governance.
3. Moderate community participation in development.
4. Collaborative nature of the project involving multiple communities.

Areas for improvement:

1. Formal governance documentation and transparency in decision-making processes.
2. Economic transparency and accessibility of financial information.
3. Development of a public long-term roadmap.
4. More structured and transparent code review processes.
5. Clearer documentation of development processes to encourage community participation.

The score of 32.35/100 reflects MX Linux's limited formal transparency structures. While MX Linux performs well in source code accessibility and maintains a community-driven approach, there are significant areas for improvement across most evaluation criteria.

It's important to note that MX Linux, as a collaborative project between MEPIS and antiX communities, may prioritize practical development and user experience over formal governance and transparency structures. The project's focus on providing a stable, efficient, and user-friendly distribution may sometimes take precedence over governance formalities, which is reflected in this evaluation.

## 1. Governance Transparency

- Availability of governance documents: Partial (0 points)
  - Source: [antiX Website](#)
  - While some information is available, there's no comprehensive governance document.
- Detail of governance documents: Minimal (0 points)
  - The governance structure is not explicitly detailed in official documents.

Subtotal: 0/3

## 2. Decision Making Transparency

- Documented decision-making process: Partial (0 points)
  - Source: [antiX Forum](#)
  - Decision-making processes are often discussed in forums, but not formally documented.
- Accessibility of meeting minutes: Not Available (0 points)
  - Formal meeting minutes are not publicly available.

Subtotal: 0/3

## 3. Economic Transparency

- Publication of financial statements: Not Published (0 points)
  - Detailed financial statements are not publicly available.
- Detail of financial statements: Minimal (0 points)
  - Financial information is limited to donation options on the website.

Subtotal: 0/4

## 4. Economic Accessibility

- Access to financial reports: Not Available (0 points)
  - Detailed financial reports are not publicly accessible.
- Ease of access: Difficult (0 points)
  - Financial information beyond donation options is not easily obtainable.

Subtotal: 0/4

## 5. Source Code Accessibility

- Availability of source code: Public (2 points)
  - Source: [antiX GitHub](#)
- Ease of access to source code: Easy (2 points)
  - The source code is easily accessible through GitHub and package repositories.

Subtotal: 4/4

## 6. Public Roadmap Availability (for periodic releases)

- Public roadmap: Partial (0 points)



- Source: [antiX News](#)
- Release information is available, but there's no formal roadmap.
- Detail of roadmap: Minimal (0 points)
  - Long-term development goals are not clearly outlined.

Subtotal: 0/3

## 7. Transparency in Code Review Processes

- Documentation of review processes: Partial (0 points)
  - Formal documentation of code review processes is limited.
- Transparency of review processes: Moderate (1 point)
  - Some review discussions occur in public forums, but the process is not fully transparent.

Subtotal: 1/3

## 8. Community Participation in Development

- Number of active contributors: Moderate (1 point)
  - Source: [antiX Forum - Development Section](#)
- Accessibility to development processes: Moderate (1 point)
  - Community participation is encouraged, but the development process is not extensively documented.

Subtotal: 2/4

## 9. Impact of Governance Structure on Transparency

- Centralization of decision-making power: Partially centralized (1 point)
  - While community input is valued, key decisions seem to be made by a small core team.
- Control and balance mechanisms: Weak (0 points)
  - Formal control and balance mechanisms are not clearly defined.
- Influence of commercial entities on governance: Minimal (2 points)
  - antiX is community-driven with minimal direct commercial influence.

Subtotal: 3/6

## Calculation of Total Score

1. Governance Transparency: 0/3
2. Decision Making Transparency: 0/3
3. Economic Transparency: 0/4
4. Economic Accessibility: 0/4
5. Source Code Accessibility: 4/4
6. Public Roadmap Availability: 0/3
7. Transparency in Code Review Processes: 1/3
8. Community Participation in Development: 2/4
9. Impact of Governance Structure on Transparency: 3/6

Total score: 10/34

Normalized score:  $(10 / 34) * 100 = 29.41$

Final evaluation of antiX: 29.41/100



## Concluding Analysis

antiX demonstrates varying levels of transparency and accessibility across the evaluated areas:

Strengths:

1. Excellent accessibility of source code.
2. Minimal commercial influence on governance.
3. Moderate community participation in development.

Areas for improvement:

1. Formal governance documentation and transparency in decision-making processes.
2. Economic transparency and accessibility of financial information.
3. Development of a public roadmap and more structured code review processes.
4. Establishment of formal control and balance mechanisms in governance.

The score of 29.41/100 reflects antiX's limited formal transparency structures. While antiX performs well in source code accessibility and maintains a community-driven approach, there are significant areas for improvement across most evaluation criteria.

It's important to note that antiX, as a smaller, community-driven project, may prioritize technical development and maintaining a lightweight, systemd-free distribution over formal governance and transparency structures. The project's focus on providing an alternative to mainstream distributions may sometimes take precedence over governance formalities, which is reflected in this evaluation.

DTI Score: **29.41/100**

## Detailed Evaluation

### 1. Governance Transparency: 0/3

- Availability of governance documents: Not Available (0 points)
- Detail of governance documents: Not Available (0 points)
- Source: [Nobara Project Website](#)
- Note: No formal governance documents found.

### 2. Decision Making Transparency: 1/3

- Documented decision-making process: Partial (1 point)
- Accessibility of meeting minutes: Not Available (0 points)
- Source: [Nobara Project Website](#), [Nobara Discord](#)
- Note: Decisions seem to be made through Discord discussions, but formal processes are not clearly documented.

### 3. Economic Transparency: 0/4

- Publication of financial statements: Not Published (0 points)
- Detail of financial statements: Not Available (0 points)
- Note: No public financial information found.

### 4. Economic Accessibility: 0/4

- Access to financial reports: Not Available (0 points)
- Ease of access: Difficult (0 points)
- Note: Financial information is not publicly accessible.

### 5. Source Code Accessibility: 3/4

- Availability of source code: Partial (1 point)
- Ease of access to source code: Easy (2 points)
- Source: [Nobara Project Website](#)
- Note: While the project is based on Fedora and likely inherits much of its open-source nature, the specific modifications for Nobara are not clearly accessible in a centralized repository.

### 6. Public Roadmap Availability: 1/3

- Public roadmap: Partial (1 point)
- Detail of roadmap: Minimal (0 points)
- Source: [Nobara Project Website](#)
- Note: Limited information about future plans and releases.

### 7. Transparency in Code Review Processes: 1/3

- Documentation of review processes: Minimal (0 points)
- Transparency of review processes: Partial (1 point)
- Note: Limited visibility into code review processes.

## 8. Community Participation in Development: 2/4

- Number of active contributors: Low (0 points)
- Accessibility to development processes: Moderate (2 points)
- Source: [Nobara Discord](#)
- Note: The project appears to be primarily driven by a small team, with community discussions mainly through Discord.

## 9. Impact of Governance Structure on Transparency: 2/6

- Centralization of decision-making power: Centralized (0 points)
- Control and balance mechanisms: Minimal (0 points)
- Influence of commercial entities on governance: Minimal (2 points)
- Note: The project appears to be primarily driven by a small team, with limited formal governance structures.

### Calculation of Total Score

1. Governance Transparency: 0/3
2. Decision Making Transparency: 1/3
3. Economic Transparency: 0/4
4. Economic Accessibility: 0/4
5. Source Code Accessibility: 3/4
6. Public Roadmap Availability: 1/3
7. Transparency in Code Review Processes: 1/3
8. Community Participation in Development: 2/4
9. Impact of Governance Structure on Transparency: 2/6

**Total score: 10/34**

**Normalized score:  $(10 / 34) * 100 = 29.41$**

**Final evaluation of Nobara Linux: 29.41/100**

### Concluding Analysis

Nobara Linux demonstrates a limited level of transparency across the evaluated areas:

#### Strengths:

- Based on Fedora, inheriting some of its open-source nature.
- Active community engagement through Discord.
- Minimal commercial influence on governance.

#### Areas for improvement:

- Formal governance documentation and transparency in decision-making processes.
- Economic transparency and accessibility of financial information.
- More detailed long-term public roadmaps.
- Clearer documentation of code review and contribution processes.
- Improved accessibility to Nobara-specific source code modifications.
- Expansion of the contributor base and formalization of community involvement.

The revised score of 47.06/100 reflects Nobara Linux's focus on technical development and user experience, but highlights significant areas for improvement in terms of transparency and formal structures. As a relatively new distribution, Nobara Linux may benefit from implementing more formal documentation of its governance, decision-

making processes, and development practices. Increasing the visibility of project-specific source code and formalizing community contribution processes could also significantly improve its transparency score.

DTI Score: 26.47/100

### 1. Governance Transparency

- Availability of governance documents: No (0 points)
  - Source: [ArcoLinux Website](#)
  - No comprehensive governance documents are publicly available.
- Detail of governance documents: Minimal (0 points)
  - The governance structure is not explicitly detailed in official documents.

Subtotal: 0/3

### 2. Decision Making Transparency

- Documented decision-making process: Partial (0 points)
  - Source: [ArcoLinux Forum](#)
  - Decision-making processes are sometimes discussed in forums, but not formally documented.
- Accessibility of meeting minutes: Not Available (0 points)
  - Formal meeting minutes are not publicly available.

Subtotal: 0/3

### 3. Economic Transparency

- Publication of financial statements: Not Published (0 points)
  - Detailed financial statements are not publicly available.
- Detail of financial statements: Minimal (0 points)
  - Financial information is limited to donation options on the website.

Subtotal: 0/4

### 4. Economic Accessibility

- Access to financial reports: Not Available (0 points)
  - Detailed financial reports are not publicly accessible.
- Ease of access: Difficult (0 points)
  - Financial information beyond donation options is not easily obtainable.

Subtotal: 0/4

### 5. Source Code Accessibility

- Availability of source code: Public (2 points)
  - Source: [ArcoLinux GitHub](#)
- Ease of access to source code: Easy (2 points)
  - The source code is easily accessible through GitHub repositories.

Subtotal: 4/4

## 6. Public Roadmap Availability (for periodic releases)

- Public roadmap: Partial (0 points)
  - Source: [ArcoLinux News](#)
  - Release information is available, but there's no formal long-term roadmap.
- Detail of roadmap: Minimal (0 points)
  - Long-term development goals are not clearly outlined.

Subtotal: 0/3

## 7. Transparency in Code Review Processes

- Documentation of review processes: Partial (0 points)
  - Formal documentation of code review processes is limited.
- Transparency of review processes: Moderate (1 point)
  - Some review discussions occur in public forums and GitHub, but the process is not fully transparent.

Subtotal: 1/3

## 8. Community Participation in Development

- Number of active contributors: Moderate (1 point)
  - Source: [ArcoLinux GitHub Contributors](#)
- Accessibility to development processes: Moderate (1 point)
  - Community participation is encouraged through forums and GitHub, but the development process is not extensively documented.

Subtotal: 2/4

## 9. Impact of Governance Structure on Transparency

- Centralization of decision-making power: Highly centralized (0 points)
  - ArcoLinux appears to be primarily driven by its founder, Erik Dubois.
- Control and balance mechanisms: Weak (0 points)
  - Formal control and balance mechanisms are not clearly defined.
- Influence of commercial entities on governance: Minimal (2 points)
  - ArcoLinux is community-driven with minimal direct commercial influence.

Subtotal: 2/6

## Calculation of Total Score

1. Governance Transparency: 0/3
2. Decision Making Transparency: 0/3
3. Economic Transparency: 0/4
4. Economic Accessibility: 0/4
5. Source Code Accessibility: 4/4
6. Public Roadmap Availability: 0/3
7. Transparency in Code Review Processes: 1/3
8. Community Participation in Development: 2/4
9. Impact of Governance Structure on Transparency: 2/6

Total score: 9/34

Normalized score:  $(9 / 34) * 100 = 26.47$

Final evaluation of ArcoLinux: 26.47/100

## Concluding Analysis

ArcoLinux demonstrates varying levels of transparency and accessibility across the evaluated areas:

Strengths:

1. Excellent accessibility of source code.
2. Minimal commercial influence on governance.
3. Moderate community participation in development.

Areas for improvement:

1. Formal governance documentation and transparency in decision-making processes.
2. Economic transparency and accessibility of financial information.
3. Development of a public roadmap and more structured code review processes.
4. Decentralization of decision-making power and establishment of formal control and balance mechanisms.

The score of 26.47/100 reflects ArcoLinux's limited formal transparency structures. While ArcoLinux performs well in source code accessibility and maintains a community-driven approach, there are significant areas for improvement across most evaluation criteria.

It's important to note that ArcoLinux, as a project with a strong educational focus and multiple editions, may prioritize user experience and learning resources over formal governance and transparency structures. The project's emphasis on providing a variety of Arch-based experiences may sometimes take precedence over governance formalities, which is reflected in this evaluation.



DTI score: 23.53/100

## 1. Governance Transparency

- Availability of governance documents: No (0 points)
  - Source: [Vanilla OS Website](#)
  - No comprehensive governance documents are publicly available.
- Detail of governance documents: Minimal (0 points)
  - The governance structure is not explicitly detailed in official documents.

Subtotal: 0/3

## 2. Decision Making Transparency

- Documented decision-making process: Partial (0 points)
  - Source: [Vanilla OS GitHub](#)
  - Decision-making processes are sometimes visible in GitHub discussions, but not formally documented.
- Accessibility of meeting minutes: Not Available (0 points)
  - Formal meeting minutes are not publicly available.

Subtotal: 0/3

## 3. Economic Transparency

- Publication of financial statements: Not Published (0 points)
  - Detailed financial statements are not publicly available.
- Detail of financial statements: Minimal (0 points)
  - Financial information related to Vanilla OS development is not provided.

Subtotal: 0/4

## 4. Economic Accessibility

- Access to financial reports: Not Available (0 points)
  - Financial reports are not publicly accessible.
- Ease of access: Difficult (0 points)
  - Financial information is not easily obtainable.

Subtotal: 0/4

## 5. Source Code Accessibility

- Availability of source code: Public (2 points)
  - Source: [Vanilla OS GitHub](#)
- Ease of access to source code: Easy (2 points)
  - The source code is easily accessible through GitHub repositories.

Subtotal: 4/4

## 6. Public Roadmap Availability (for periodic releases)

- Public roadmap: Partial (0 points)
  - Source: [Vanilla OS Roadmap](#)
  - A basic project board is available, but it's not a comprehensive long-term roadmap.
- Detail of roadmap: Minimal (0 points)
  - Long-term development goals are not clearly outlined.

Subtotal: 0/3

## 7. Transparency in Code Review Processes

- Documentation of review processes: Partial (0 points)
  - Formal documentation of code review processes is limited.
- Transparency of review processes: Moderate (1 point)
  - Code review discussions occur in GitHub pull requests, but the process is not fully documented.

Subtotal: 1/3

## 8. Community Participation in Development

- Number of active contributors: Low (0 points)
  - Source: [Vanilla OS GitHub Contributors](#)
  - As a newer project, the number of active contributors appears limited.
- Accessibility to development processes: Moderate (1 point)
  - Community participation is encouraged through GitHub, but the development process is not extensively documented.

Subtotal: 1/4

## 9. Impact of Governance Structure on Transparency

- Centralization of decision-making power: Highly centralized (0 points)
  - As a new project, decision-making appears to be centralized with the core developers.
- Control and balance mechanisms: Weak (0 points)
  - Formal control and balance mechanisms are not clearly defined.
- Influence of commercial entities on governance: Minimal (2 points)
  - Vanilla OS appears to be a community-driven project with minimal commercial influence.

Subtotal: 2/6

## Calculation of Total Score

1. Governance Transparency: 0/3
2. Decision Making Transparency: 0/3
3. Economic Transparency: 0/4
4. Economic Accessibility: 0/4
5. Source Code Accessibility: 4/4
6. Public Roadmap Availability: 0/3
7. Transparency in Code Review Processes: 1/3
8. Community Participation in Development: 1/4
9. Impact of Governance Structure on Transparency: 2/6

Total score: 8/34

Normalized score:  $(8 / 34) * 100 = 23.53$

Final evaluation of Vanilla OS: 23.53/100

## Concluding Analysis

Vanilla OS demonstrates varying levels of transparency and accessibility across the evaluated areas:

Strengths:

1. Excellent accessibility of source code.
2. Minimal commercial influence on governance.
3. Some level of community participation encouraged through GitHub.

Areas for improvement:

1. Formal governance documentation and transparency in decision-making processes.
2. Economic transparency and accessibility of financial information.
3. Development of a more comprehensive public roadmap.
4. More structured and transparent code review processes.
5. Increasing community participation and documenting development processes.
6. Establishing formal control and balance mechanisms in governance.

The score of 23.53/100 reflects Vanilla OS's limited formal transparency structures. As a relatively new project, Vanilla OS is still in the process of establishing many of the transparency and governance practices that more mature projects have developed over time.

It's important to note that Vanilla OS, as a new project focusing on technical innovation (such as its immutable root filesystem and unique package management), may currently prioritize development and innovation over establishing formal governance and transparency structures. The project's youth and focus on technical aspects may explain the current lack of formalized processes, which is reflected in this evaluation.

DTI Score: 20.59/100

### 1. Governance Transparency

- Availability of governance documents: No (0 points)
  - Source: [SparkyLinux Website](#)
  - No comprehensive governance documents are publicly available.
- Detail of governance documents: Minimal (0 points)
  - The governance structure is not explicitly detailed in official documents.

Subtotal: 0/3

### 2. Decision Making Transparency

- Documented decision-making process: No (0 points)
  - Source: [SparkyLinux Forum](#)
  - Decision-making processes are not formally documented.
- Accessibility of meeting minutes: Not Available (0 points)
  - Formal meeting minutes are not publicly available.

Subtotal: 0/3

### 3. Economic Transparency

- Publication of financial statements: Not Published (0 points)
  - Detailed financial statements are not publicly available.
- Detail of financial statements: Minimal (0 points)
  - Financial information related to SparkyLinux development is not provided.

Subtotal: 0/4

### 4. Economic Accessibility

- Access to financial reports: Not Available (0 points)
  - Financial reports are not publicly accessible.
- Ease of access: Difficult (0 points)
  - Financial information is not easily obtainable.

Subtotal: 0/4

### 5. Source Code Accessibility

- Availability of source code: Public (2 points)
  - Source: [SparkyLinux GitHub](#)
- Ease of access to source code: Easy (2 points)
  - The source code is easily accessible through GitHub repositories.

Subtotal: 4/4

## 6. Public Roadmap Availability (for periodic releases)

- Public roadmap: Partial (0 points)
  - Source: [SparkyLinux News](#)
  - Release information is available, but there's no formal long-term roadmap.
- Detail of roadmap: Minimal (0 points)
  - Long-term development goals are not clearly outlined.

Subtotal: 0/3

## 7. Transparency in Code Review Processes

- Documentation of review processes: No (0 points)
  - Formal documentation of code review processes is not available.
- Transparency of review processes: Low (0 points)
  - Code review processes are not publicly visible.

Subtotal: 0/3

## 8. Community Participation in Development

- Number of active contributors: Low (0 points)
  - Source: [SparkyLinux GitHub Contributors](#)
  - The number of visible active contributors appears limited.
- Accessibility to development processes: Moderate (1 point)
  - Community participation is encouraged through forums, but the development process is not extensively documented.

Subtotal: 1/4

## 9. Impact of Governance Structure on Transparency

- Centralization of decision-making power: Highly centralized (0 points)
  - SparkyLinux appears to be primarily driven by a small core team.
- Control and balance mechanisms: Weak (0 points)
  - Formal control and balance mechanisms are not clearly defined.
- Influence of commercial entities on governance: Minimal (2 points)
  - SparkyLinux appears to be a community-driven project with minimal commercial influence.

Subtotal: 2/6

## Calculation of Total Score

1. Governance Transparency: 0/3
2. Decision Making Transparency: 0/3
3. Economic Transparency: 0/4
4. Economic Accessibility: 0/4
5. Source Code Accessibility: 4/4
6. Public Roadmap Availability: 0/3
7. Transparency in Code Review Processes: 0/3
8. Community Participation in Development: 1/4
9. Impact of Governance Structure on Transparency: 2/6

Total score: 7/34

Normalized score:  $(7 / 34) * 100 = 20.59$

Final evaluation of SparkyLinux: 20.59/100

## Concluding Analysis

SparkyLinux demonstrates limited transparency and accessibility across most of the evaluated areas:

Strengths:

1. Excellent accessibility of source code.
2. Minimal commercial influence on governance.
3. Some level of community participation encouraged through forums.

Areas for improvement:

1. Formal governance documentation and transparency in decision-making processes.
2. Economic transparency and accessibility of financial information.
3. Development of a public roadmap and more structured code review processes.
4. Increasing community participation and documenting development processes.
5. Establishing formal control and balance mechanisms in governance.

The score of 20.59/100 reflects SparkyLinux's limited formal transparency structures. While SparkyLinux performs well in source code accessibility and maintains a community-driven approach, there are significant areas for improvement across most evaluation criteria.

It's important to note that SparkyLinux, as a project focused on providing a lightweight Debian-based distribution with various editions, may prioritize development and user experience over establishing formal governance and transparency structures. The project's emphasis on creating a variety of lightweight options may sometimes take precedence over governance formalities, which is reflected in this evaluation.

DTI Score: 14.71/100

## 1. Governance Transparency

- Availability of governance documents: No (0 points)
  - Source: [Linux Lite Website](#)
  - No comprehensive governance documents are publicly available.
- Detail of governance documents: Minimal (0 points)
  - The governance structure is not explicitly detailed in official documents.

Subtotal: 0/3

## 2. Decision Making Transparency

- Documented decision-making process: No (0 points)
  - Source: [Linux Lite Forum](#)
  - Decision-making processes are not formally documented.
- Accessibility of meeting minutes: Not Available (0 points)
  - Formal meeting minutes are not publicly available.

Subtotal: 0/3

## 3. Economic Transparency

- Publication of financial statements: Not Published (0 points)
  - Detailed financial statements are not publicly available.
- Detail of financial statements: Minimal (0 points)
  - Financial information related to Linux Lite development is not provided.

Subtotal: 0/4

## 4. Economic Accessibility

- Access to financial reports: Not Available (0 points)
  - Financial reports are not publicly accessible.
- Ease of access: Difficult (0 points)
  - Financial information is not easily obtainable.

Subtotal: 0/4

## 5. Source Code Accessibility

- Availability of source code: Partial (1 point)
  - Source: [Linux Lite GitHub](#)
  - Some components are available, but not all source code is easily found.
- Ease of access to source code: Moderate (1 point)
  - Some source code is accessible through GitHub, but it's not comprehensive.

Subtotal: 2/4

## 6. Public Roadmap Availability (for periodic releases)

- Public roadmap: Partial (0 points)
  - Source: [Linux Lite News](#)
  - Release information is available, but there's no formal long-term roadmap.
- Detail of roadmap: Minimal (0 points)
  - Long-term development goals are not clearly outlined.

Subtotal: 0/3

## 7. Transparency in Code Review Processes

- Documentation of review processes: No (0 points)
  - Formal documentation of code review processes is not available.
- Transparency of review processes: Low (0 points)
  - Code review processes are not publicly visible.

Subtotal: 0/3

## 8. Community Participation in Development

- Number of active contributors: Low (0 points)
  - Source: [Linux Lite GitHub Contributors](#)
  - The number of visible active contributors appears limited.
- Accessibility to development processes: Moderate (1 point)
  - Community participation is encouraged through forums, but the development process is not extensively documented.

Subtotal: 1/4

## 9. Impact of Governance Structure on Transparency

- Centralization of decision-making power: Highly centralized (0 points)
  - Linux Lite appears to be primarily driven by a small core team.
- Control and balance mechanisms: Weak (0 points)
  - Formal control and balance mechanisms are not clearly defined.
- Influence of commercial entities on governance: Minimal (2 points)
  - Linux Lite appears to be a community-driven project with minimal commercial influence.

Subtotal: 2/6

## Calculation of Total Score

1. Governance Transparency: 0/3
2. Decision Making Transparency: 0/3
3. Economic Transparency: 0/4
4. Economic Accessibility: 0/4
5. Source Code Accessibility: 2/4
6. Public Roadmap Availability: 0/3
7. Transparency in Code Review Processes: 0/3
8. Community Participation in Development: 1/4
9. Impact of Governance Structure on Transparency: 2/6

Total score: 5/34



Normalized score:  $(5 / 34) * 100 = 14.71$

Final evaluation of Linux Lite: 14.71/100

## Concluding Analysis

Linux Lite demonstrates limited transparency and accessibility across most of the evaluated areas:

Strengths:

1. Some accessibility of source code, though limited.
2. Minimal commercial influence on governance.
3. Some level of community participation encouraged through forums.

Areas for improvement:

1. Formal governance documentation and transparency in decision-making processes.
2. Economic transparency and accessibility of financial information.
3. Improving source code accessibility and documentation.
4. Development of a public roadmap and structured code review processes.
5. Increasing community participation and documenting development processes.
6. Establishing formal control and balance mechanisms in governance.

The score of 14.71/100 reflects Linux Lite's limited formal transparency structures. While Linux Lite maintains a community-driven approach with minimal commercial influence, there are significant areas for improvement across most evaluation criteria.

It's important to note that Linux Lite, as a project focused on providing a user-friendly, lightweight distribution for Windows users transitioning to Linux, may prioritize user experience and ease of use over establishing formal governance and transparency structures. The project's emphasis on accessibility for new Linux users may sometimes take precedence over governance formalities, which is reflected in this evaluation.

DTI Score: 26.47/100

## 1. Governance Transparency

- Availability of governance documents: Partial (0 points)
  - Source: [Pop!\\_OS GitHub](#)
  - While some information is available, there's no comprehensive governance document.
- Detail of governance documents: Minimal (0 points)
  - The governance structure is not explicitly detailed in official documents.

Subtotal: 0/3

## 2. Decision Making Transparency

- Documented decision-making process: Partial (0 points)
  - Source: [Pop!\\_OS Blog](#)
  - Decision-making processes are sometimes discussed in blog posts, but not formally documented.
- Accessibility of meeting minutes: Not Available (0 points)
  - Formal meeting minutes are not publicly available.

Subtotal: 0/3

## 3. Economic Transparency

- Publication of financial statements: Not Published (0 points)
  - Detailed financial statements specific to Pop!\_OS are not publicly available.
- Detail of financial statements: Minimal (0 points)
  - Financial information related specifically to Pop!\_OS development is not provided.

Subtotal: 0/4

## 4. Economic Accessibility

- Access to financial reports: Not Available (0 points)
  - Financial reports specific to Pop!\_OS are not publicly accessible.
- Ease of access: Difficult (0 points)
  - Financial information related to Pop!\_OS development is not easily obtainable.

Subtotal: 0/4

## 5. Source Code Accessibility

- Availability of source code: Public (2 points)
  - Source: [Pop!\\_OS GitHub](#)
- Ease of access to source code: Easy (2 points)
  - The source code is easily accessible through GitHub repositories.

Subtotal: 4/4

## 6. Public Roadmap Availability (for periodic releases)

- Public roadmap: Partial (0 points)
  - Source: [Pop!\\_OS Releases](#)
  - Release information is available, but there's no formal long-term roadmap.
- Detail of roadmap: Minimal (0 points)
  - Long-term development goals are not clearly outlined.

Subtotal: 0/3

## 7. Transparency in Code Review Processes

- Documentation of review processes: Yes (1 point)
  - Source: [Pop!\\_OS Contribution Guide](#)
- Transparency of review processes: High (2 points)
  - Code review processes are public and can be observed on GitHub pull requests.

Subtotal: 3/3

## 8. Community Participation in Development

- Number of active contributors: Moderate (1 point)
  - Source: [Pop!\\_OS GitHub Contributors](#)
- Accessibility to development processes: Moderate (1 point)
  - Pop!\_OS provides some documentation for contributors, but the development process is not extensively documented.

Subtotal: 2/4

## 9. Impact of Governance Structure on Transparency

- Centralization of decision-making power: Highly centralized (0 points)
  - System76 appears to have significant control over the direction of Pop!\_OS.
- Control and balance mechanisms: Weak (0 points)
  - Formal control and balance mechanisms are not clearly defined.
- Influence of commercial entities on governance: Significant (0 points)
  - Pop!\_OS is heavily influenced by System76, a commercial entity.

Subtotal: 0/6

## Calculation of Total Score

1. Governance Transparency: 0/3
2. Decision Making Transparency: 0/3
3. Economic Transparency: 0/4
4. Economic Accessibility: 0/4
5. Source Code Accessibility: 4/4
6. Public Roadmap Availability: 0/3
7. Transparency in Code Review Processes: 3/3
8. Community Participation in Development: 2/4
9. Impact of Governance Structure on Transparency: 0/6

Total score: 9/34

Normalized score:  $(9 / 34) * 100 = 26.47$

Final evaluation of Pop!\_OS: 26.47/100

## Concluding Analysis

Pop!\_OS demonstrates varying levels of transparency and accessibility across the evaluated areas:

Strengths:

1. Excellent accessibility of source code.
2. High transparency in code review processes.
3. Some level of community participation in development.

Areas for improvement:

1. Formal governance documentation and transparency in decision-making processes.
2. Economic transparency and accessibility of financial information related to Pop!\_OS development.
3. Development of a public long-term roadmap.
4. Reducing the influence of System76 on governance or providing more transparency about this relationship.
5. Establishing clearer control and balance mechanisms in governance.

The score of 26.47/100 reflects Pop!\_OS's limited formal transparency structures. While Pop!\_OS performs well in source code accessibility and code review processes, there are significant areas for improvement across most evaluation criteria.

It's important to note that Pop!\_OS, as a project developed by a hardware company, may prioritize integration with System76 hardware and general user experience over traditional open-source governance structures. The project's close ties to a commercial entity significantly impact its transparency score, which is reflected in this evaluation.

DTI Score: 5.88/100

## 1. Governance Transparency

- Availability of governance documents: No (0 points)
  - Source: [Zorin OS Website](#)
  - No comprehensive governance documents are publicly available.
- Detail of governance documents: Minimal (0 points)
  - The governance structure is not explicitly detailed in official documents.

Subtotal: 0/3

## 2. Decision Making Transparency

- Documented decision-making process: No (0 points)
  - Source: [Zorin OS Forum](#)
  - Decision-making processes are not formally documented or publicly discussed.
- Accessibility of meeting minutes: Not Available (0 points)
  - Formal meeting minutes are not publicly available.

Subtotal: 0/3

## 3. Economic Transparency

- Publication of financial statements: Not Published (0 points)
  - Detailed financial statements are not publicly available.
- Detail of financial statements: Minimal (0 points)
  - Financial information is limited to pricing for Zorin OS Ultimate edition.

Subtotal: 0/4

## 4. Economic Accessibility

- Access to financial reports: Not Available (0 points)
  - Detailed financial reports are not publicly accessible.
- Ease of access: Difficult (0 points)
  - Financial information beyond product pricing is not easily obtainable.

Subtotal: 0/4

## 5. Source Code Accessibility

- Availability of source code: Partial (1 point)
  - Source: [Zorin OS GitHub](#)
  - While some components are open source, not all parts of Zorin OS are publicly available.
- Ease of access to source code: Moderate (1 point)
  - Some source code is accessible through GitHub, but not all components are easily found.

Subtotal: 2/4

## 6. Public Roadmap Availability (for periodic releases)

- Public roadmap: No (0 points)
  - No formal public roadmap is available.
- Detail of roadmap: Minimal (0 points)
  - Long-term development goals are not clearly outlined.

Subtotal: 0/3

## 7. Transparency in Code Review Processes

- Documentation of review processes: No (0 points)
  - Formal documentation of code review processes is not publicly available.
- Transparency of review processes: Low (0 points)
  - Code review processes are not publicly visible.

Subtotal: 0/3

## 8. Community Participation in Development

- Number of active contributors: Low (0 points)
  - Source: [Zorin OS GitHub Contributors](#)
  - Limited visible community contributions to core components.
- Accessibility to development processes: Difficult (0 points)
  - The development process is not well-documented or easily accessible to the community.

Subtotal: 0/4

## 9. Impact of Governance Structure on Transparency

- Centralization of decision-making power: Highly centralized (0 points)
  - Zorin OS appears to be primarily driven by its founders.
- Control and balance mechanisms: Weak (0 points)
  - Formal control and balance mechanisms are not clearly defined.
- Influence of commercial entities on governance: Significant (0 points)
  - Zorin OS has a commercial aspect with its Ultimate edition, which may influence governance.

Subtotal: 0/6

## Calculation of Total Score

1. Governance Transparency: 0/3
2. Decision Making Transparency: 0/3
3. Economic Transparency: 0/4
4. Economic Accessibility: 0/4
5. Source Code Accessibility: 2/4
6. Public Roadmap Availability: 0/3
7. Transparency in Code Review Processes: 0/3
8. Community Participation in Development: 0/4
9. Impact of Governance Structure on Transparency: 0/6

Total score: 2/34

Normalized score:  $(2 / 34) * 100 = 5.88$

## Concluding Analysis

Zorin OS demonstrates limited transparency and accessibility across most of the evaluated areas:

Strengths:

1. Partial accessibility of source code for some components.

Areas for improvement:

1. Formal governance documentation and transparency in decision-making processes.
2. Economic transparency and accessibility of financial information.
3. Development of a public roadmap and more structured code review processes.
4. Increasing community participation in development.
5. Establishing formal control and balance mechanisms in governance.
6. Reducing the influence of commercial aspects on governance.

The score of 5.88/100 reflects Zorin OS's limited formal transparency structures. While Zorin OS has gained popularity for its user-friendly approach and familiar interface for Windows users, it falls short in many aspects of open-source transparency and community involvement.

It's important to note that Zorin OS, as a project with a strong focus on user experience and ease of transition for new Linux users, may prioritize these aspects over formal governance and transparency structures. The project's emphasis on providing a polished, familiar environment may take precedence over traditional open-source governance practices, which is reflected in this evaluation.

# Conclusion

What began as a playful endeavor, creating a simple ranking of Linux distributions, has gradually evolved into something much more significant. The journey of developing the Distro Transparency Index (DTI) started with curiosity and a desire to understand the transparency of various distributions. Over time, it became clear that this project had the potential to make a substantial impact on the open-source community.

As I delved deeper into the intricacies of evaluating transparency, I realized the importance and value of this work. The DTI has grown into a robust tool that could become a cornerstone for assessing and understanding transparency in Linux distributions. However, I recognize the need for collaboration and collective effort to truly elevate the DTI to a new level of seriousness and sustainability.

I feel the need to not be alone in this venture and to give the project a well-defined structure and organization. Therefore, I hope that many people will join me in making the DTI something serious and lasting. I aim to establish a board composed of seven members, each bringing their unique expertise and perspective on the open-source world.

The envisioned board would ideally include:

- **Two Community Influencers:** Bloggers, journalists, or YouTubers who understand the pulse of the open-source community and can effectively communicate our mission.
- **A Finance Expert:** To provide insights into financial transparency and sustainability.
- **A Governance Specialist:** To ensure that our evaluation criteria are comprehensive and fair.
- **An Open Source Projects Expert:** With experience in open-source structures and project management.
- **A Representative from Open Source Associations:** Such as the Free Software Foundation or Linux Foundation, to bring an organizational perspective.

While this plan may seem ambitious, I believe it is essential to create a diverse and knowledgeable team to guide the DTI's future.

## Future Plans

The goal is to establish this board by January 2025, providing the project with a solid organizational framework and a set of evaluation rules. Once the board is in place, the next step will be to compile the 2025 index, offering an even more refined and accurate assessment of Linux distributions.

In addition, I plan to create a dedicated website for the DTI, moving beyond GitHub and potentially acquiring a domain to enhance the project's visibility and accessibility. This online presence will serve as a central hub for the DTI, providing resources, updates, and a platform for community engagement.

I am open to feedback and welcome any suggestions or inquiries from the community. If you have any questions or wish to contribute to the project, please feel free to contact me at [contact@distro-transparency-index.org](mailto:contact@distro-transparency-index.org)



# How to Improve Your Project's Transparency

## *A Practical Guide for Small and Emerging Open Source Projects*

Not all open source projects can afford complex governance or formal accounting. But transparency is not about bureaucracy—it's about clarity and openness.

Even small teams or solo developers can adopt simple, replicable patterns to improve transparency and increase community trust. Here's how.

### 1. Declare Your Governance Structure

Even if informal, describe:

- Who makes decisions (names, roles, or simply “the maintainer”)
- How decisions are usually taken (consensus, voting, sole discretion, etc.)
- If there is any process for community suggestions or input

*Example:*

“This project is maintained by a single developer. Suggestions from users on GitHub are welcomed and often discussed in Issues. Final decisions are taken independently.”

### 2. Clarify the Financial Context

Even without public statements or large budgets, it's helpful to:

- Declare if the project is volunteer-based or receives donations/sponsorship
- Link to donation platforms (Liberapay, OpenCollective, etc.)
- State how funds are generally used, even qualitatively

*Example:*

“The project is funded entirely by personal time. Occasional donations help cover server costs and domain registration. No formal financial reports are generated.”

### 3. Document the Development Workflow

Describe:

- Where development happens (e.g., GitHub/GitLab)
- Whether pull requests are reviewed, and by whom
- How users can contribute or suggest features

*Example:*

“Development is managed on GitHub. Contributors are welcome to open pull requests. The maintainer reviews and merges code personally.”

#### 4. State Your Roadmap or Vision

Even a short-term plan helps users:

- Know what's coming
- Understand priorities
- Feel involved

*Example:*

“In the next six months, we plan to improve the installation process and update dependencies. Long-term goals include Wayland support.”

#### 5. Maintain a Clear Public Presence

Use at least one:

- Website or landing page
- Active repository with a README
- Communication channel (mailing list, Discord, forum)

### Summary: Minimal Transparency Checklist

Area	Minimum Action
Governance	Describe who decides and how
Financial Info	State if there are funds and how they're used
Development Workflow	Explain where/how development occurs and how to contribute
Roadmap/Vision	Share a brief plan or direction
Public Visibility	Ensure a stable contact point or presence

## About the Author

My name is [Antonino Rosaci](#). I work as a nuclear medicine technologist, but my passions extend far beyond the hospital walls. I'm deeply fascinated by **Linux**, **photography**, **travel**, **writing**, and **cinema**—all of which shape my perspective and inspire the way I explore technology and society.

The **Distro Transparency Index (DTI)** was born out of a fundamental question: *how open are open source projects, really?* While many Linux distributions release their source code, few offer true transparency when it comes to governance, finances, or community participation.

This project is the result of months of independent research—conducted without sponsors, external funding, or institutional affiliations. My goal is to provide a clear, reproducible, and publicly accountable framework to assess how transparent Linux distributions really are, beyond branding and marketing claims.

I also share short-form documentaries and reflections on my YouTube channel, [YouTux – Adventures in the Open Source World](#), where I discuss the history, philosophy, and politics of open source in a concise and accessible format.

I believe that **transparency is a moral responsibility**, especially in projects that define themselves as “open.” The DTI is a living document, open to scrutiny and improvement. I welcome anyone who wishes to contribute, challenge the scores, or suggest new metrics.

**Antonino Rosaci**

[[contact@distro-transparency-index.org](mailto:contact@distro-transparency-index.org)]

[www.youtube.com/@YouTuxChannel](https://www.youtube.com/@YouTuxChannel)

# License

This document is licensed under the **Creative Commons Attribution-ShareAlike 4.0 International (CC BY-SA 4.0)** license.

You are free to:

- **Share** – copy and redistribute the material in any medium or format
- **Adapt** – remix, transform, and build upon the material for any purpose, even commercially

Under the following terms:

- **Attribution** – You must give appropriate credit, provide a link to the license, and indicate if changes were made. You may do so in any reasonable manner, but not in any way that suggests the licensor endorses you or your use.
- **ShareAlike** – If you remix, transform, or build upon the material, you must distribute your contributions under the same license as the original.

To view a copy of this license, visit:

**<https://creativecommons.org/licenses/by-sa/4.0>**

If you reuse or distribute this work, please include a clear reference to the original project and author:

**Distro Transparency Index (DTI) – Created by DTI – Distro Transparency index**